



VCAM1 Rabbit pAb

Catalog No	BYab-17887
Isotype	IgG
Reactivity	Human,Mouse,Rat
Applications	WB,IHC-P,ICC/IF,IP,FC
Gene Name	VCAM1
Alternative Names	VCAM1; L1CAM; Vascular cell adhesion protein 1; V-CAM 1; VCAM-1; INCAM-100; CD antigen CD106
Research Field	Signal Transduction
Product Categories	Primary antibody
Host	Rabbit
Molecular Weight	Calculated MW: 81 kDa; Observed MW: 100 kDa
Clonality	Polyclonal Antibody
Clonality No.	-
Dilution	WB: 1/500-1/1000 IHC: 1/50-1/100 IF: 1/50-1/200 IP: 1/20 FC: 1/50-1/100
Immunogen	A synthesized peptide derived from human VCAM1
Purification	Affinity Chromatography
Conjugation	Unconjugated
Modification	Unmodified
Form	Liquid
Buffer System	Rabbit IgG in phosphate buffered saline , pH 7.4, 150mM NaCl, 0.02% sodium azide and 50% glycerol.
Concentration	1 mg/ml
Purity	≥90%
Storage	Store at 4°C short term. Aliquot and store at -20°C long term. Avoid freeze/thaw cycles.
Background	This gene is a member of the Ig superfamily and encodes a cell surface sialoglycoprotein expressed by cytokine-activated endothelium. This type I membrane protein mediates leukocyte-endothelial cell adhesion and signal transduction, and may play a role in the development of atherosclerosis and

Nanjing BYabscience technology Co.,Ltd



rheumatoid arthritis. Two alternatively spliced transcripts encoding different isoforms have been described for this gene. Tissue specificity

matters needing attention

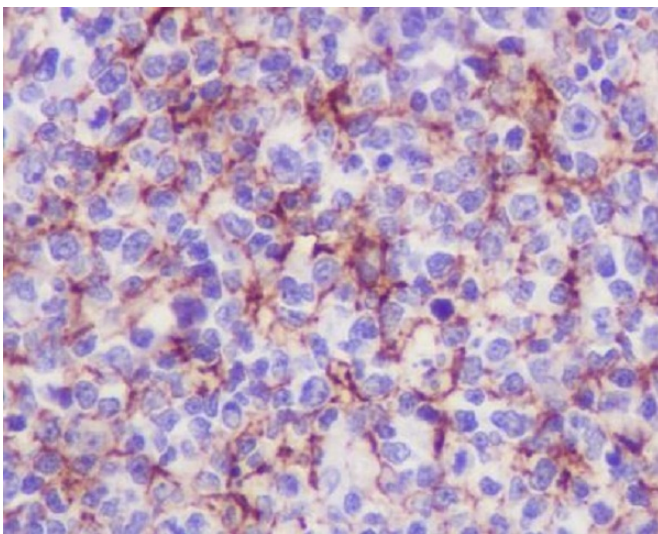
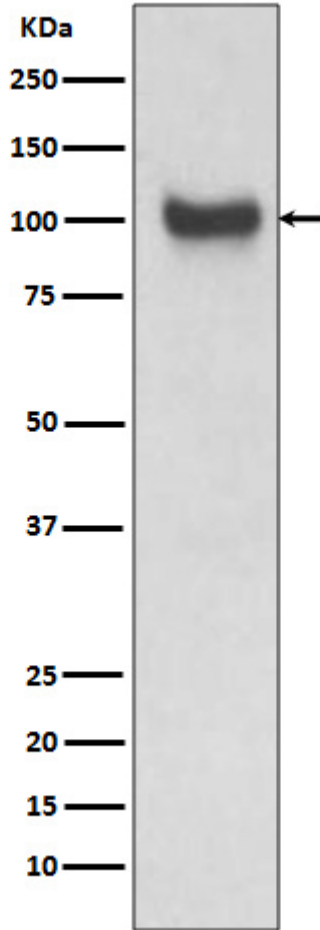
Avoid repeated freezing and thawing!

Usage suggestions

This product can be used in immunological reaction related experiments. For more information, please consult technical personnel.



Products Images

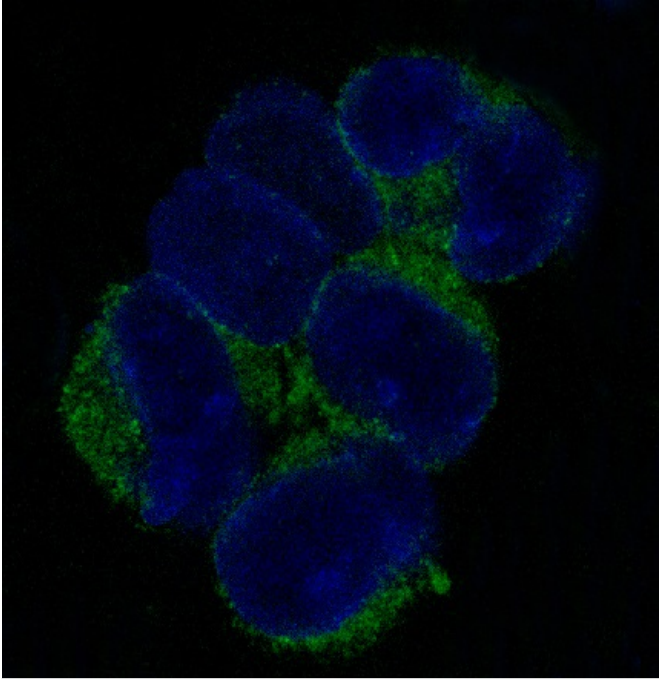


Nanjing BYabscience technology Co.,Ltd

网址: www.njbybio.com

官方热线: 025-5229-8998

监督电话: 15950492658



Nanjing BYabscience technology Co.,Ltd

网址: www.njbybio.com

官方热线: 025-5229-8998

监督电话: 15950492658