



CD86 Rabbit pAb

| | |
|---------------------------|--|
| Catalog No | BYab-17790 |
| Isotype | IgG |
| Reactivity | Human,Mouse,Rat |
| Applications | WB,IHC-P,ICC/IF |
| Gene Name | CD86 |
| Alternative Names | CD86; CD28LG2; T-lymphocyte activation antigen CD86; Activation B7-2 antigen; B70; BU63; CTLA-4 counter-receptor B7.2; FUN-1; CD antigen CD86 |
| Research Field | Immunology |
| Product Categories | Primary antibody |
| Host | Rabbit |
| Molecular Weight | Calculated MW: 38 kDa; Observed MW: 74 kDa |
| Clonality | Polyclonal Antibody |
| Clonality No. | - |
| Dilution | WB: 1/500-1/1000 IHC: 1/50-1/100 IF: 1/50-1/200 |
| Immunogen | Recombinant protein of human CD86 (NP_787058.4). |
| Purification | Affinity Purified |
| Conjugation | Unconjugated |
| Modification | Unmodified |
| Form | Liquid |
| Buffer System | Liquid in PBS containing 50% glycerol, 0.5% BSA and 0.02% sodium azide, pH 7.3. |
| Concentration | 1 mg/ml |
| Purity | ≥90% |
| Storage | Store at 4°C short term. Aliquot and store at -20°C long term. Avoid freeze/thaw cycles. |
| Background | Receptor involved in the costimulatory signal essential for T-lymphocyte proliferation and interleukin-2 production, by binding CD28 or CTLA-4. May play a critical role in the early events of T-cell activation and costimulation of naive T-cells, such as deciding between immunity and anergy that is made by T-cells |

Nanjing BYabscience technology Co.,Ltd



within 24 hours after activation. Isoform 2 interferes with the formation of CD86 clusters, and thus acts as a negative regulator of T-cell activation.

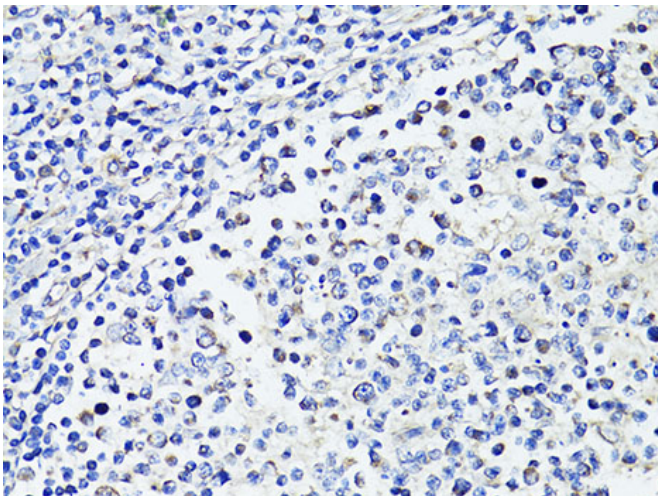
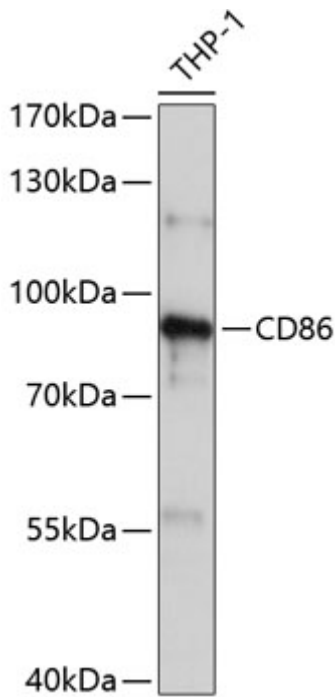
matters needing attention

Avoid repeated freezing and thawing!

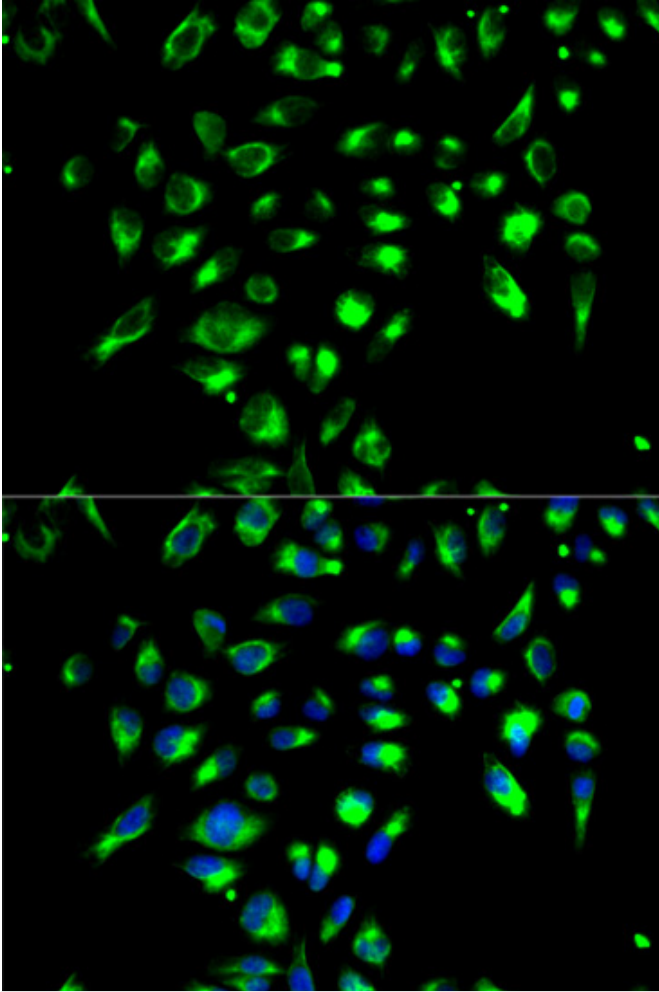
Usage suggestions

This product can be used in immunological reaction related experiments. For more information, please consult technical personnel.

Products Images



Nanjing BYabscience technology Co.,Ltd



Nanjing BYabscience technology Co.,Ltd

网址: www.njbybio.com

官方热线: 025-5229-8998

监督电话: 15950492658