



# TPO Polyclonal Antibody

<b>Catalog No</b>	BYab-16033
<b>Isotype</b>	IgG
<b>Reactivity</b>	Human;Rat;Mouse;
<b>Applications</b>	WB;IHC;IF;ELISA
<b>Gene Name</b>	THPO
<b>Protein Name</b>	Thrombopoietin
<b>Immunogen</b>	The antiserum was produced against synthesized peptide derived from the Internal region of human THPO. AA range:41-90
<b>Specificity</b>	TPO Polyclonal Antibody detects endogenous levels of TPO protein.
<b>Formulation</b>	Liquid in PBS containing 50% glycerol, 0.5% BSA and 0.02% sodium azide.
<b>Source</b>	Polyclonal, Rabbit,IgG
<b>Purification</b>	The antibody was affinity-purified from rabbit antiserum by affinity-chromatography using epitope-specific immunogen.
<b>Dilution</b>	WB: 1/500 - 1/2000. IHC-p: 1/100-1/300. ELISA: 1/20000.. IF 1:50-200
<b>Concentration</b>	1 mg/ml
<b>Purity</b>	≥90%
<b>Storage Stability</b>	-20°C/1 year
<b>Synonyms</b>	THPO; MGDF; Thrombopoietin; C-mpl ligand; ML; Megakaryocyte colony-stimulating factor; Megakaryocyte growth and development factor; MGDF; Myeloproliferative leukemia virus oncogene ligand
<b>Observed Band</b>	38kD
<b>Cell Pathway</b>	Secreted.
<b>Tissue Specificity</b>	Brain,Fetal liver,Liver,Placenta,
<b>Function</b>	disease:Defects in THPO are a cause of essential thrombocythemia (ET) [MIM:187950]. ET is inherited as an autosomal dominant trait which is characterized by elevated platelet levels due to sustained proliferation of megakaryocytes, and frequently lead to thrombotic and haemorrhagic complications.,domain:Two-domain structure with an erythropoietin-like N-terminal and a Ser/Pro/Thr-rich C-terminal.,function:Lineage-specific cytokine affecting the proliferation and maturation of megakaryocytes from their committed progenitor cells. It acts at a late stage of megakaryocyte development. It may be the major physiological regulator of circulating platelets.,similarity:Belongs to the

**Nanjing BYabscience technology Co.,Ltd**



EPO/TPO family.,

**Background**

Megakaryocytopoiesis is the cellular development process that leads to platelet production. The main functional protein encoded by this gene is a humoral growth factor that is necessary for megakaryocyte proliferation and maturation, as well as for thrombopoiesis. This protein is the ligand for MLP/C<sub>1</sub>MPL, the product of myeloproliferative leukemia virus oncogene. Mutations in this gene are the cause of thrombocythemia 1. Alternative promoter usage and differential splicing result in multiple transcript variants differing in the 5' UTR and/or coding region. Multiple AUG codons upstream of the main open reading frame (ORF) have been identified, and these upstream AUGs inhibit translation of the main ORF at different extent. [provided by RefSeq, Feb 2014],

**matters needing attention**

Avoid repeated freezing and thawing!


**Usage suggestions**

This product can be used in immunological reaction related experiments. For more information, please consult technical personnel.

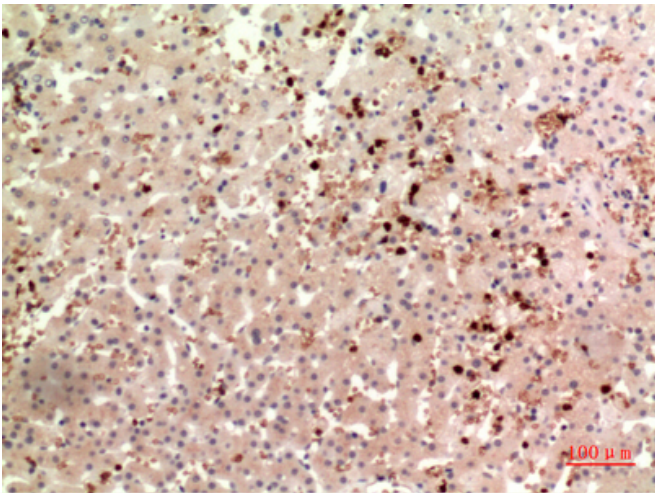
Nanjing BYabscience technology Co.,Ltd



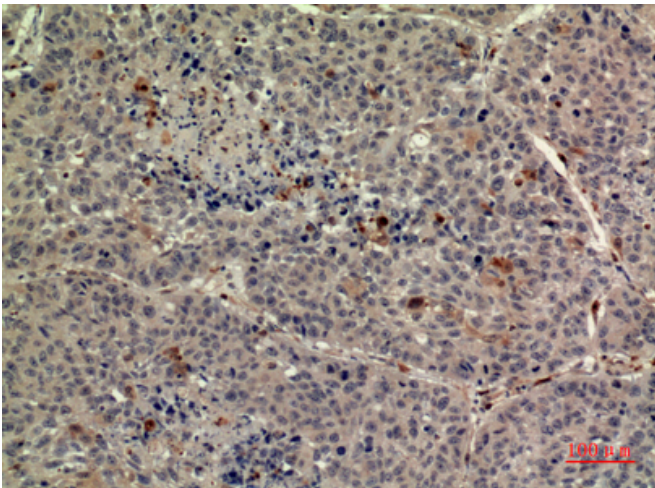
## Products Images



Western Blot analysis of MCF-7 cells using TPO Polyclonal Antibody. Secondary antibody(catalog#:RS0002) was diluted at 1:20000

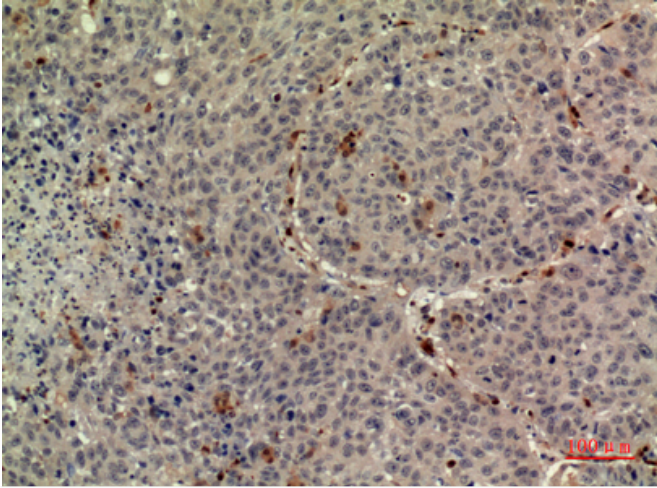


Immunohistochemical analysis of paraffin-embedded human-liver, antibody was diluted at 1:100

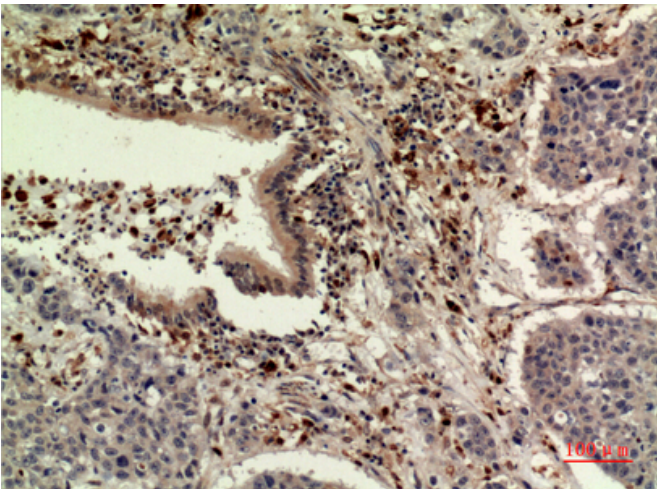


Immunohistochemical analysis of paraffin-embedded human-liver, antibody was diluted at 1:100

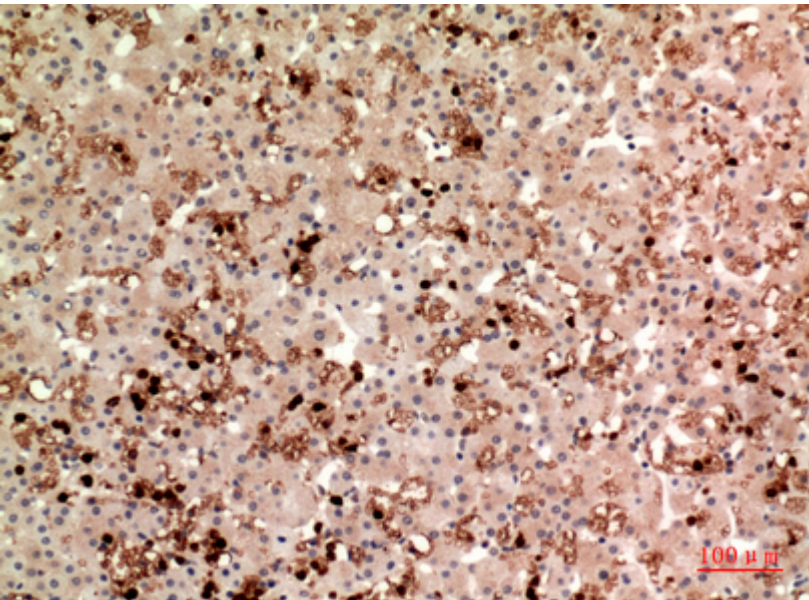


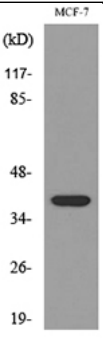


Immunohistochemical analysis of paraffin-embedded human-liver, antibody was diluted at 1:100



Immunohistochemical analysis of paraffin-embedded human-liver, antibody was diluted at 1:100





Nanjing BYabscience technology Co.,Ltd

网址: [www.njbybio.com](http://www.njbybio.com)

官方热线: 025-5229-8998

监督电话: 15950492658