



Calcitonin mouse mAb(ABT124)

Catalog No	BYab-15537
Isotype	IgG
Reactivity	Human; Predict react with Mouse, Rat
Applications	IHC;IF
Gene Name	CALCA CALC1
Protein Name	Calcitonin
Immunogen	Synthesized peptide derived from human Calcitonin
Specificity	The antibody can specifically recognize human Calcitonin protein.
Formulation	Liquid in PBS containing 50% glycerol, 0.5% BSA and 0.21% sodium azide.
Source	Mouse, Monoclonal/IgG1, Kappa
Purification	The antibody was affinity-purified from mouse ascites by affinity-chromatography using specific immunogen.
Dilution	IHC-p 1:100-500, IF 1:100-500
Concentration	1 mg/ml
Purity	≥90%
Storage Stability	-20°C/1 year
Synonyms	Calcitonin [Cleaved into: Calcitonin; Katalcalcin (Calcitonin carboxyl-terminal peptide;CCP;PDN-21)]
Observed Band	
Cell Pathway	Secreted.
Tissue Specificity	
Function	function:Calcitonin causes a rapid but short-lived drop in the level of calcium and phosphate in blood by promoting the incorporation of those ions in the bones.,function:CGRP induces vasodilation. It dilates a variety of vessels including the coronary, cerebral and systemic vasculature. Its abundance in the CNS also points toward a neurotransmitter or neuromodulator role. It also elevates platelet cAMP.,function:Katalcalcin is a potent plasma calcium-lowering peptide.,online information:Calcitonin entry,similarity:Belongs to the calcitonin family.,
Background	ERROR 42

Nanjing BYabscience technology Co.,Ltd



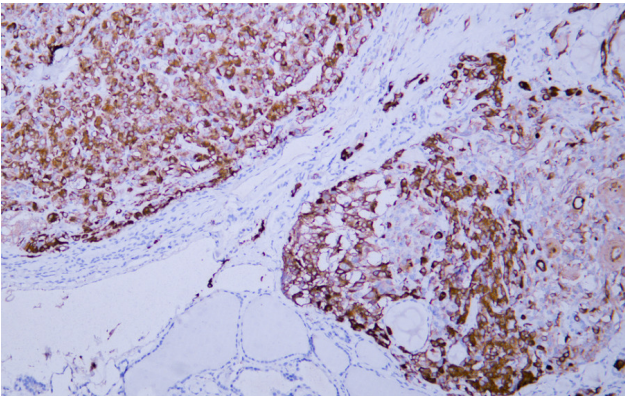
matters needing attention

Avoid repeated freezing and thawing!

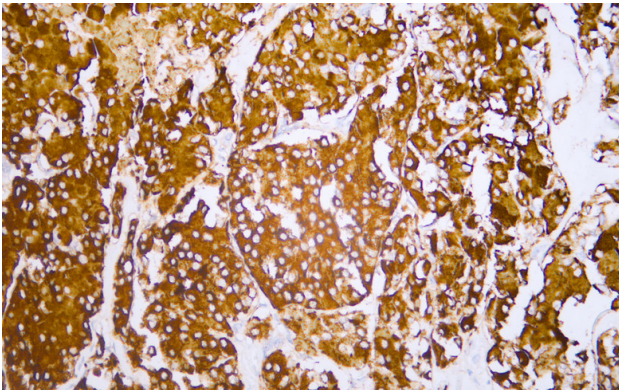
Usage suggestions

This product can be used in immunological reaction related experiments. For more information, please consult technical personnel.

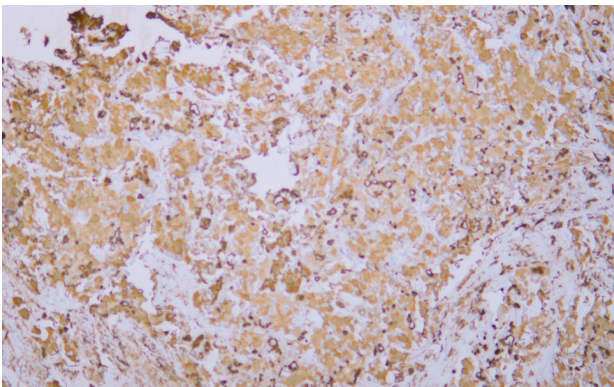
Products Images



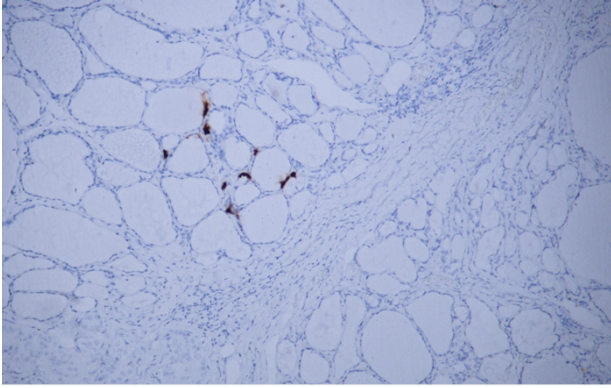
Human thyroid atypical adenoma tissue was stained with anti-Calcitonin(ABT124) antibody.



Human thyroid medullary carcinoma tissue was stained with anti-Calcitonin(ABT124) antibody.



Human thyroid papillary carcinoma tissue was stained with anti-Calcitonin(ABT124) antibody.



Human thyroid tissue was stained with anti-Calcitonin(ABT124) antibody.