



Oct-2 mouse mAb(ABT211)

Catalog No	BYab-15526
Isotype	IgG
Reactivity	Human;Mouse
Applications	IHC;IF
Gene Name	POU2F2 OCT2 OTF2
Protein Name	45201
Immunogen	Synthesized peptide derived from human Oct-2
Specificity	The antibody can specifically recognize human Oct-2 protein.
Formulation	Liquid in PBS containing 50% glycerol, 0.5% BSA and 0.74% sodium azide.
Source	Mouse, Monoclonal/IgG2b, kappa
Purification	The antibody was affinity-purified from mouse ascites by affinity-chromatography using specific immunogen.
Dilution	IHC-p 1:100-500, IF 1:100-500
Concentration	1 mg/ml
Purity	≥90%
Storage Stability	-20°C/1 year
Synonyms	POU domain, class 2, transcription factor 2 (Lymphoid-restricted immunoglobulin octamer-binding protein NF-A2;Octamer-binding protein 2;Oct-2;Octamer-binding transcription factor 2;OTF-2)
Observed Band	
Cell Pathway	Cytoplasm . Nucleus.
Tissue Specificity	Isoform 3 is B-cell specific. Isoform 5 is expressed in B-cells and the immunoglobulin-expressing T-cell line MOLT-4, but not in the T-cell line BW5147.
Function	function:Transcription factor that specifically binds to the octamer motif (5'-ATTTGCAT-3'). Regulates transcription in a number of tissues in addition to activating immunoglobulin gene expression. Modulates transcription transactivation by NR3C1, AR and PGR. Isoform 5 activates the U2 small nuclear RNA (snRNA) promoter.,similarity:Belongs to the POU transcription factor family. Class-2 subfamily.,similarity:Contains 1 homeobox DNA-binding domain.,similarity:Contains 1 POU-specific domain.,subunit:Interacts with NR3C1, AR and PGR.,tissue specificity:Isoform 3 is B-cell specific. Isoform 5 is expressed in B-cells and the immunoglobulin-expressing T-cell line Molt-4, but not

Nanjing BYabscience technology Co.,Ltd



in the T-cell line BW 5147.,

Background

The protein encoded by this gene is a homeobox-containing transcription factor of the POU domain family. The encoded protein binds the octamer sequence 5'-ATTTCAT-3', a common transcription factor binding site in immunoglobulin gene promoters. Several transcript variants encoding different isoforms have been found for this gene. [provided by RefSeq, Oct 2011],

matters needing attention

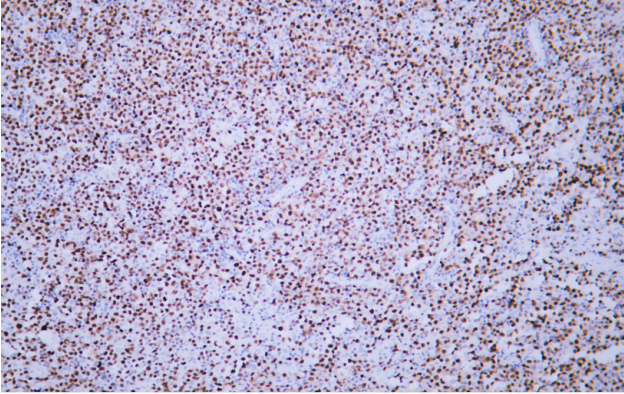
Avoid repeated freezing and thawing!

Usage suggestions

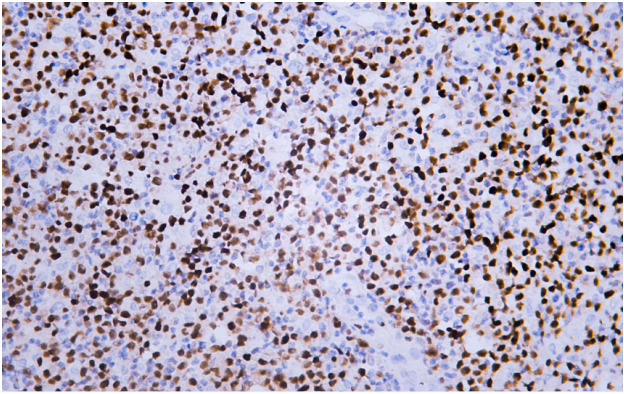
This product can be used in immunological reaction related experiments. For more information, please consult technical personnel.



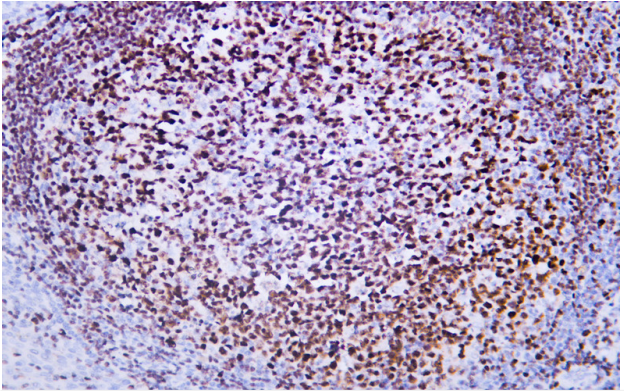
Products Images



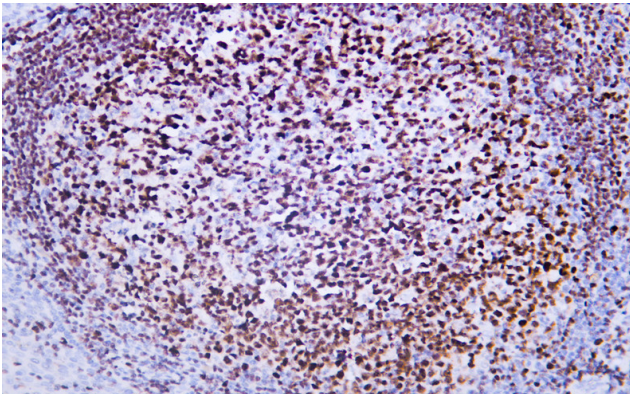
Human diffuse large B-cell lymphoma tissue was stained with Anti-Oct-2 (ABT211) Antibody



Human diffuse large B-cell lymphoma tissue was stained with Anti-Oct-2 (ABT211) Antibody



Human diffuse large B-cell lymphoma tissue was stained with Anti-Oct-2 (ABT211) Antibody



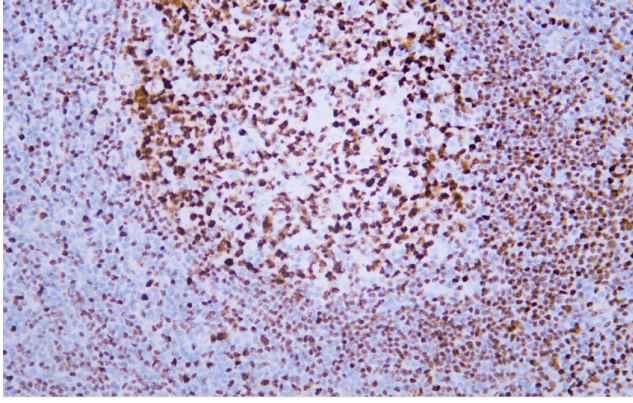
Human tonsil tissue was stained with Anti-Oct-2 (ABT211) Antibody

Nanjing BYabscience technology Co.,Ltd

网址: www.njbybio.com

官方热线: 025-5229-8998

监督电话: 15950492658



Human tonsil tissue was stained with Anti-Oct-2 (ABT211) Antibody