



IL-8R β Polyclonal Antibody

Catalog No	BYab-13729
Isotype	IgG
Reactivity	Human;Rat;Mouse;
Applications	WB;IHC;IF;ELISA
Gene Name	CXCR2
Protein Name	C-X-C chemokine receptor type 2
Immunogen	The antiserum was produced against synthesized peptide derived from the N-terminal region of human CXCR2. AA range:1-50
Specificity	IL-8R β Polyclonal Antibody detects endogenous levels of IL-8R β protein.
Formulation	Liquid in PBS containing 50% glycerol, 0.5% BSA and 0.02% sodium azide.
Source	Polyclonal, Rabbit,IgG
Purification	The antibody was affinity-purified from rabbit antiserum by affinity-chromatography using epitope-specific immunogen.
Dilution	WB: 1/500 - 1/2000. IHC-p: 1/100-1/300. ELISA: 1/20000.. IF 1:50-200
Concentration	1 mg/ml
Purity	$\geq 90\%$
Storage Stability	-20°C/1 year
Synonyms	CXCR2; IL8RB; C-X-C chemokine receptor type 2; CXC-R2; CXCR-2; CDw128b; GRO/MGSA receptor; High affinity interleukin-8 receptor B; IL-8R B; IL-8 receptor type 2; CD182
Observed Band	40kD
Cell Pathway	Cell membrane; Multi-pass membrane protein.
Tissue Specificity	Brain,Placenta,
Function	function:Receptor for interleukin-8 which is a powerful neutrophil chemotactic factor. Binding of IL-8 to the receptor causes activation of neutrophils. This response is mediated via a G-protein that activates a phosphatidylinositol-calcium second messenger system. Binds to IL-8 with high affinity. Also binds with high affinity to CXCL3, GRO/MGSA and NAP-2..online information:CXC chemokine receptors entry,PTM:Phosphorylated upon ligand binding; which is required for desensitization.,similarity:Belongs to the G-protein coupled receptor 1 family.,

Nanjing BYabscience technology Co.,Ltd



Background

C-X-C motif chemokine receptor 2(CXCR2) Homo sapiens The protein encoded by this gene is a member of the G-protein-coupled receptor family. This protein is a receptor for interleukin 8 (IL8). It binds to IL8 with high affinity, and transduces the signal through a G-protein activated second messenger system. This receptor also binds to chemokine (C-X-C motif) ligand 1 (CXCL1/MGSA), a protein with melanoma growth stimulating activity, and has been shown to be a major component required for serum-dependent melanoma cell growth. This receptor mediates neutrophil migration to sites of inflammation. The angiogenic effects of IL8 in intestinal microvascular endothelial cells are found to be mediated by this receptor. Knockout studies in mice suggested that this receptor controls the positioning of oligodendrocyte precursors in developing spinal cord by arresting their migration. This gene, IL8RA, a gene encoding another high affinity IL8 receptor, as

matters needing attention

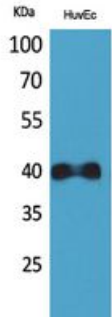
Avoid repeated freezing and thawing!

Usage suggestions

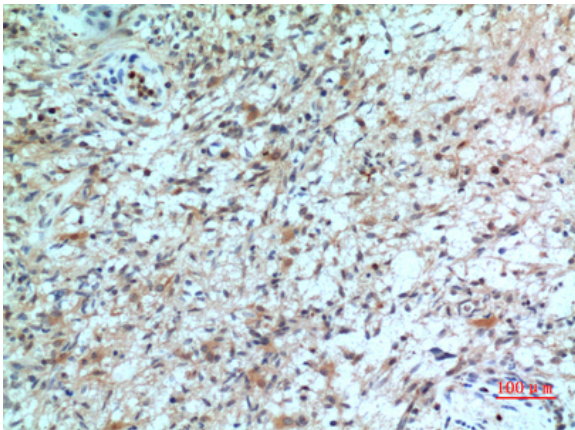
This product can be used in immunological reaction related experiments. For more information, please consult technical personnel.



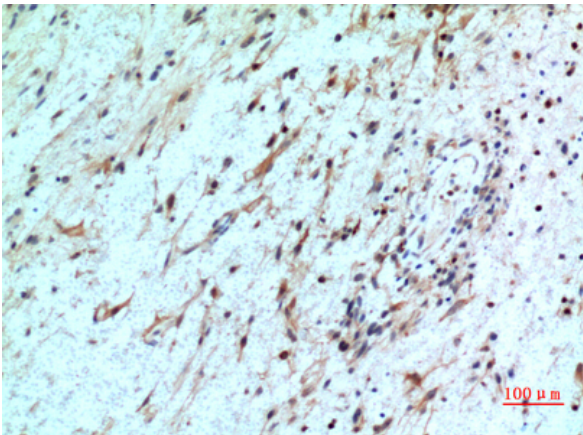
Products Images



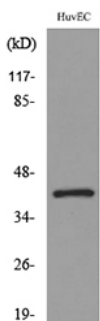
Western Blot analysis of HuvEc cells using IL-8R β Polyclonal Antibody. Secondary antibody(catalog#:RS0002) was diluted at 1:20000



Immunohistochemical analysis of paraffin-embedded human-brain, antibody was diluted at 1:100



Immunohistochemical analysis of paraffin-embedded human-brain, antibody was diluted at 1:100



Western blot analysis of lysate from HUVEC cells, using CXCR2 Antibody.