



# Olfactory receptor 8G5 Polyclonal Antibody

<b>Catalog No</b>	BYab-13633
<b>Isotype</b>	IgG
<b>Reactivity</b>	Human;Rat;Mouse;
<b>Applications</b>	WB;IF;ELISA
<b>Gene Name</b>	OR8G5
<b>Protein Name</b>	Olfactory receptor 8G5
<b>Immunogen</b>	The antiserum was produced against synthesized peptide derived from human OR8G5. AA range:197-246
<b>Specificity</b>	Olfactory receptor 8G5 Polyclonal Antibody detects endogenous levels of Olfactory receptor 8G5 protein.
<b>Formulation</b>	Liquid in PBS containing 50% glycerol, 0.5% BSA and 0.02% sodium azide.
<b>Source</b>	Polyclonal, Rabbit,IgG
<b>Purification</b>	The antibody was affinity-purified from rabbit antiserum by affinity-chromatography using epitope-specific immunogen.
<b>Dilution</b>	Western Blot: 1/500 - 1/2000. Immunofluorescence: 1/200 - 1/1000. ELISA: 1/20000. Not yet tested in other applications.
<b>Concentration</b>	1 mg/ml
<b>Purity</b>	≥90%
<b>Storage Stability</b>	-20°C/1 year
<b>Synonyms</b>	OR8G5; OR8G5P; OR8G6; Olfactory receptor 8G5; Olfactory receptor 8G6; Olfactory receptor OR11-298
<b>Observed Band</b>	30kD
<b>Cell Pathway</b>	Cell membrane; Multi-pass membrane protein.
<b>Tissue Specificity</b>	Pooled,Testis,
<b>Function</b>	function:Odorant receptor .,polymorphism:A stop codon in the gene coding for this protein at position Tyr-259 is responsible for functional diversity thus producing thus a pseudogene.,similarity:Belongs to the G-protein coupled receptor 1 family.,
<b>Background</b>	olfactory receptor family 8 subfamily G member 5(OR8G5) Homo sapiens Olfactory receptors interact with odorant molecules in the nose, to initiate a neuronal response that triggers the perception of a smell. The olfactory receptor proteins are members of a large family of G-protein-coupled receptors (GPCR) arising from single coding-exon genes. Olfactory receptors share a 7-transmembrane domain structure with many neurotransmitter and hormone

Nanjing BYabscience technology Co.,Ltd



receptors and are responsible for the recognition and G protein-mediated transduction of odorant signals. The olfactory receptor gene family is the largest in the genome. The nomenclature assigned to the olfactory receptor genes and proteins for this organism is independent of other organisms. [provided by RefSeq, Jul 2008],


**matters needing attention**

Avoid repeated freezing and thawing!

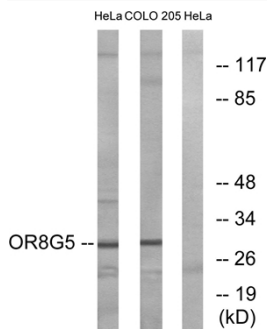
**Usage suggestions**

This product can be used in immunological reaction related experiments. For more information, please consult technical personnel.

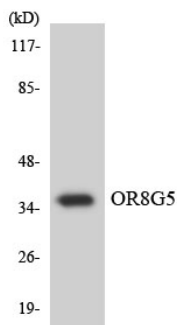
**Products Images**



Western Blot analysis of HeLa cells using Olfactory receptor 8G5 Polyclonal Antibody



Western blot analysis of lysates from HeLa and COLO cells, using OR8G5 Antibody. The lane on the right is blocked with the synthesized peptide.



Western blot analysis of the lysates from COLO205 cells using OR8G5 antibody.

**Nanjing BYabscience technology Co.,Ltd**