



Olfactory receptor 7C1 Polyclonal Antibody

| | |
|---------------------------|--|
| Catalog No | BYab-13624 |
| Isotype | IgG |
| Reactivity | Human;Rat;Mouse; |
| Applications | WB;IF;ELISA |
| Gene Name | OR7C1 |
| Protein Name | Olfactory receptor 7C1 |
| Immunogen | The antiserum was produced against synthesized peptide derived from human OR7C1. AA range:199-248 |
| Specificity | Olfactory receptor 7C1 Polyclonal Antibody detects endogenous levels of Olfactory receptor 7C1 protein. |
| Formulation | Liquid in PBS containing 50% glycerol, 0.5% BSA and 0.02% sodium azide. |
| Source | Polyclonal, Rabbit,IgG |
| Purification | The antibody was affinity-purified from rabbit antiserum by affinity-chromatography using epitope-specific immunogen. |
| Dilution | Western Blot: 1/500 - 1/2000. Immunofluorescence: 1/200 - 1/1000. ELISA: 1/20000. Not yet tested in other applications. |
| Concentration | 1 mg/ml |
| Purity | ≥90% |
| Storage Stability | -20°C/1 year |
| Synonyms | OR7C1; OR7C4; Olfactory receptor 7C1; Olfactory receptor 7C4; Olfactory receptor OR19-16; Olfactory receptor TPCR86 |
| Observed Band | 34kD |
| Cell Pathway | Cell membrane; Multi-pass membrane protein. |
| Tissue Specificity | Pooled,Testis, |
| Function | function:Odorant receptor .,similarity:Belongs to the G-protein coupled receptor 1 family., |
| Background | olfactory receptor family 7 subfamily C member 1(OR7C1) Homo sapiens Olfactory receptors interact with odorant molecules in the nose, to initiate a neuronal response that triggers the perception of a smell. The olfactory receptor proteins are members of a large family of G-protein-coupled receptors (GPCR) arising from single coding-exon genes. Olfactory receptors share a 7-transmembrane domain structure with many neurotransmitter and hormone receptors and are responsible for the recognition and G protein-mediated |

Nanjing BYabscience technology Co.,Ltd



transduction of odorant signals. The olfactory receptor gene family is the largest in the genome. The nomenclature assigned to the olfactory receptor genes and proteins for this organism is independent of other organisms. [provided by RefSeq, Jul 2008],


matters needing attention

Avoid repeated freezing and thawing!

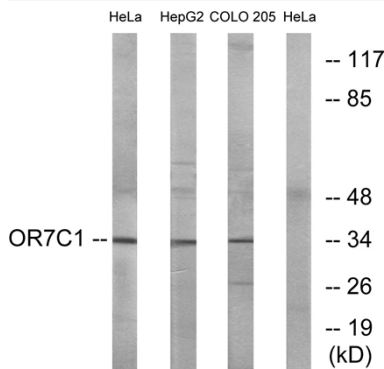
Usage suggestions

This product can be used in immunological reaction related experiments. For more information, please consult technical personnel.

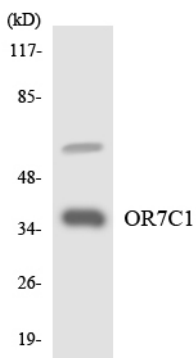
Products Images



Western Blot analysis of various cells using Olfactory receptor 7C1 Polyclonal Antibody diluted at 1:500



Western blot analysis of lysates from HeLa, HepG2, and COLO cells, using OR7C1 Antibody. The lane on the right is blocked with the synthesized peptide.



Western blot analysis of the lysates from HT-29 cells using OR7C1 antibody.

Nanjing BYabscience technology Co.,Ltd