



Olfactory receptor 6Q1 Polyclonal Antibody

Catalog No	BYab-13620
Isotype	IgG
Reactivity	Human;Rat;Mouse;
Applications	WB;IF;ELISA
Gene Name	OR6Q1
Protein Name	Olfactory receptor 6Q1
Immunogen	The antiserum was produced against synthesized peptide derived from human OR6Q1. AA range:23-72
Specificity	Olfactory receptor 6Q1 Polyclonal Antibody detects endogenous levels of Olfactory receptor 6Q1 protein.
Formulation	Liquid in PBS containing 50% glycerol, 0.5% BSA and 0.02% sodium azide.
Source	Polyclonal, Rabbit,IgG
Purification	The antibody was affinity-purified from rabbit antiserum by affinity-chromatography using epitope-specific immunogen.
Dilution	Western Blot: 1/500 - 1/2000. Immunofluorescence: 1/200 - 1/1000. ELISA: 1/20000. Not yet tested in other applications.
Concentration	1 mg/ml
Purity	≥90%
Storage Stability	-20°C/1 year
Synonyms	OR6Q1; Olfactory receptor 6Q1; Olfactory receptor OR11-226
Observed Band	36kD
Cell Pathway	Cell membrane; Multi-pass membrane protein.
Tissue Specificity	
Function	function:Odorant receptor .,polymorphism:A single nucleotide deletion at position Leu-229 in the gene coding for this protein is responsible for functional diversity thus producing a pseudogene. The deletion is more frequent in African-Americans than in non-Africans.,similarity:Belongs to the G-protein coupled receptor 1 family.,
Background	Olfactory receptors interact with odorant molecules in the nose, to initiate a neuronal response that triggers the perception of a smell. The olfactory receptor proteins are members of a large family of G-protein-coupled receptors (GPCR) arising from single coding-exon genes. Olfactory receptors share a 7-transmembrane domain structure with many neurotransmitter and hormone

Nanjing BYabscience technology Co.,Ltd



receptors and are responsible for the recognition and G protein-mediated transduction of odorant signals. The olfactory receptor gene family is the largest in the genome. The nomenclature assigned to the olfactory receptor genes and proteins for this organism is independent of other organisms. This olfactory receptor gene is a segregating pseudogene, where some individuals have an allele that encodes a functional olfactory receptor, while other individuals have an allele encoding a

matters needing attention

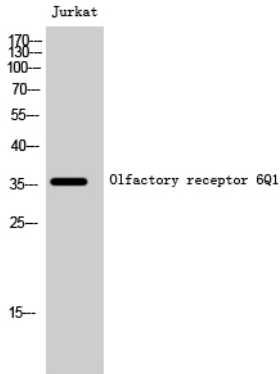
Avoid repeated freezing and thawing!

Usage suggestions

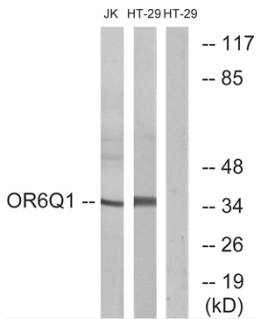
This product can be used in immunological reaction related experiments. For more information, please consult technical personnel.



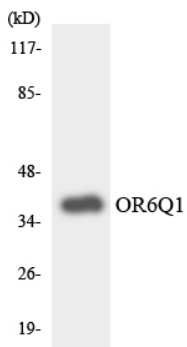
Products Images



Western Blot analysis of Jurkat cells using Olfactory receptor 6Q1 Polyclonal Antibody diluted at 1:1000



Western blot analysis of lysates from Jurkat and HT-29 cells, using OR6Q1 Antibody. The lane on the right is blocked with the synthesized peptide.



Western blot analysis of the lysates from HT-29 cells using OR6Q1 antibody.