



SPOP Polyclonal Antibody

Catalog No	BYab-10613
Isotype	IgG
Reactivity	Human;Mouse;Rat
Applications	WB;IHC
Gene Name	SPOP
Protein Name	SPOP
Immunogen	The antiserum was produced against synthesized peptide derived from the Internal region of human SPOP. AA range:41-90
Specificity	SPOP Polyclonal Antibody detects endogenous levels of SPOP
Formulation	Liquid in PBS containing 50% glycerol, 0.5% BSA and 0.02% sodium azide.
Source	Polyclonal, Rabbit,IgG
Purification	The antibody was affinity-purified from rabbit antiserum by affinity-chromatography using epitope-specific immunogen.
Dilution	WB 1:500-2000;IHC-p 1:50-300
Concentration	1 mg/ml
Purity	≥90%
Storage Stability	-20°C/1 year
Synonyms	Speckle-type POZ protein (HIB homolog 1) (Roadkill homolog 1)
Observed Band	42kD
Cell Pathway	Nucleus . Nucleus speckle .
Tissue Specificity	Widely expressed.
Function	domain:The MATH domain interacts with H2AFY and BMI1.,function:Inhibits IPF1/PDX1 transactivation of established target promoters, such as insulin, may be by recruiting a repressor complex (By similarity). In complex with CUL3, involved in ubiquitination of BMI1, H2AFY and DAXX, and probably also in ubiquitination and proteasomal degradation of Gli2 or Gli3.,miscellaneous:Antigen recognized by serum from scleroderma patient.,pathway:Protein modification; protein ubiquitination.,similarity:Belongs to the Tdpoz family.,similarity:Contains 1 BTB (POZ) domain.,similarity:Contains 1 MATH domain.,subunit:Homodimer. Part of a complex consisting of BMI1, CUL3 and SPOP. Part of a complex consisting of H2AFY, CUL3 and SPOP. Part of a complex consisting of DAXX, CUL3 and SPOP. Interacts with H2AFY, IPF1/PDX1, BMI1 and DAXX. Interacts

Nanjing BYabscience technology Co.,Ltd



with CUL3.,tissue specificity:Widely expressed.,

Background

This gene encodes a protein that may modulate the transcriptional repression activities of death-associated protein 6 (DAXX), which interacts with histone deacetylase, core histones, and other histone-associated proteins. In mouse, the encoded protein binds to the putative leucine zipper domain of macroH2A1.2, a variant H2A histone that is enriched on inactivated X chromosomes. The BTB/POZ domain of this protein has been shown in other proteins to mediate transcriptional repression and to interact with components of histone deacetylase co-repressor complexes. Alternative splicing of this gene results in multiple transcript variants encoding the same protein. [provided by RefSeq, Jul 2008],

matters needing attention

Avoid repeated freezing and thawing!

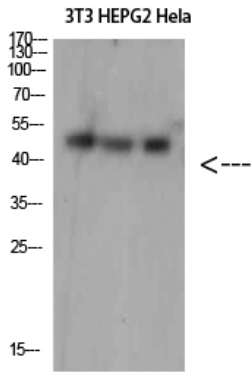
Usage suggestions

This product can be used in immunological reaction related experiments. For more information, please consult technical personnel.

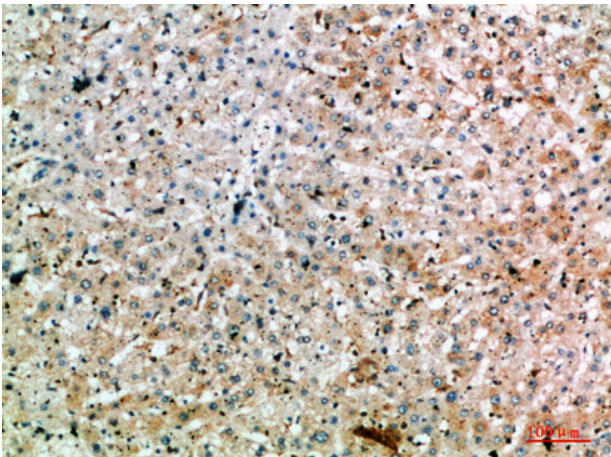
Nanjing BYabscience technology Co.,Ltd



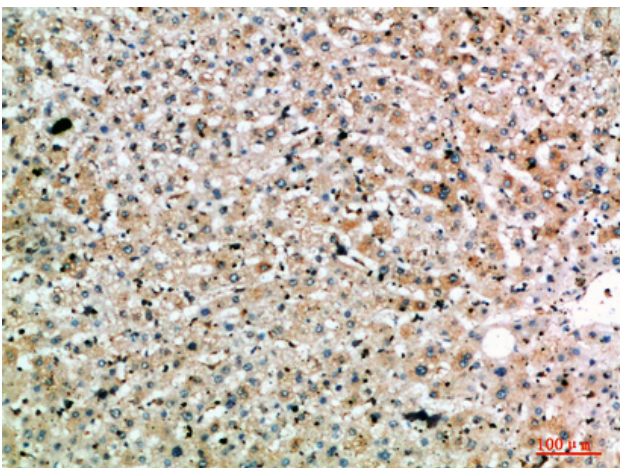
Products Images



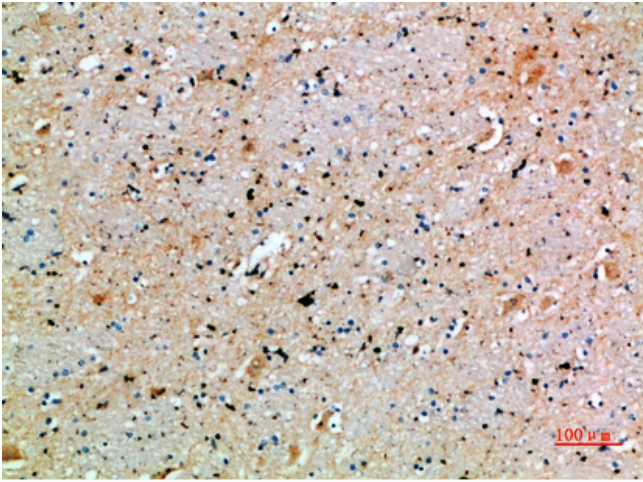
Western Blot analysis of 3T3 HEPG2 Hela cells using SPOP Polyclonal Antibody diluted at 1:1500. Secondary antibody(catalog#:RS0002) was diluted at 1:20000



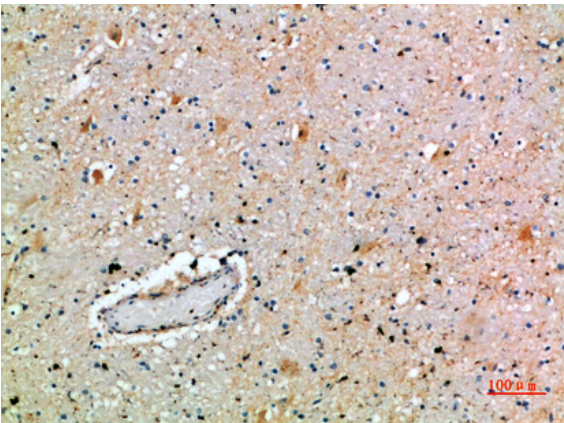
Immunohistochemical analysis of paraffin-embedded human-liver, antibody was diluted at 1:200



Immunohistochemical analysis of paraffin-embedded human-liver, antibody was diluted at 1:200



Immunohistochemical analysis of paraffin-embedded human-brain, antibody was diluted at 1:200



Immunohistochemical analysis of paraffin-embedded human-brain, antibody was diluted at 1:200

