



Annexin VII Polyclonal Antibody

Catalog No	BYab-04333
Isotype	IgG
Reactivity	Human;Mouse
Applications	WB;IHC;IF;ELISA
Gene Name	ANXA7
Protein Name	Annexin A7
Immunogen	The antiserum was produced against synthesized peptide derived from the Internal region of human ANXA7. AA range:271-320
Specificity	Annexin VII Polyclonal Antibody detects endogenous levels of Annexin VII protein.
Formulation	Liquid in PBS containing 50% glycerol, 0.5% BSA and 0.02% sodium azide.
Source	Polyclonal, Rabbit,IgG
Purification	The antibody was affinity-purified from rabbit antiserum by affinity-chromatography using epitope-specific immunogen.
Dilution	WB: 1/500 - 1/2000. IHC-p: 1/100-1/300. ELISA: 1/20000.. IF 1:50-200
Concentration	1 mg/ml
Purity	≥90%
Storage Stability	-20°C/1 year
Synonyms	ANXA7; ANX7; SNX; OK/SW-cl.95; Annexin A7; Annexin VII; Annexin-7; Synexin
Observed Band	53kD
Cell Pathway	nucleus,nuclear envelope,endoplasmic reticulum membrane,cytosol,plasma membrane,membrane,chromaffin granule membrane,extracellular exosome,
Tissue Specificity	Isoform 1 is expressed in brain, heart and skeletal muscle. Isoform 2 is more abundant in liver, lung, kidney, spleen, fibroblasts and placenta.
Function	domain:A pair of annexin repeats may form one binding site for calcium and phospholipid.,function:Calcium/phospholipid-binding protein which promotes membrane fusion and is involved in exocytosis.,similarity:Belongs to the annexin family.,similarity:Contains 4 annexin repeats.,tissue specificity:Isoform 1 is expressed in brain, heart and skeletal muscle. Isoform 2 is more abundant in liver, lung, kidney, spleen, fibroblasts and placenta.,
Background	Annexin VII is a member of the annexin family of calcium-dependent phospholipid binding proteins.The Annexin VII gene contains 14 exons and spans approximately 34 kb of DNA. An alternatively spliced cassette exon results in two mRNA transcripts of 2.0 and 2.4 kb which are predicted to generate two protein

Nanjing BYabscience technology Co.,Ltd



isoforms differing in their N-terminal domain. The alternative splicing event is tissue specific and the mRNA containing the cassette exon is prevalent in brain, heart and skeletal muscle. The transcripts also differ in their 3'-non coding regions by the use of two alternative poly(A) signals. Annexin VII encodes a protein with a molecular weight of approximately 51 kDa with a unique, highly hydrophobic N-terminal domain of 167 amino acids and a conserved C-terminal region of 299 amino acids. The latter domain is composed of alternating hydrophobic and hydrophilic segments. Structural analysis of the

matters needing attention

Avoid repeated freezing and thawing!

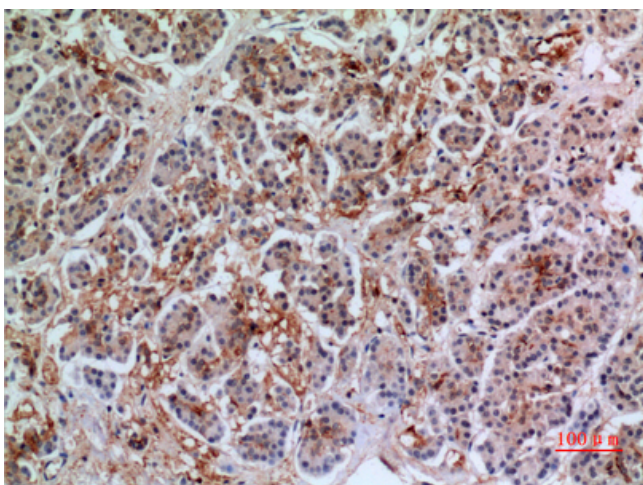
Usage suggestions

This product can be used in immunological reaction related experiments. For more information, please consult technical personnel.

Products Images

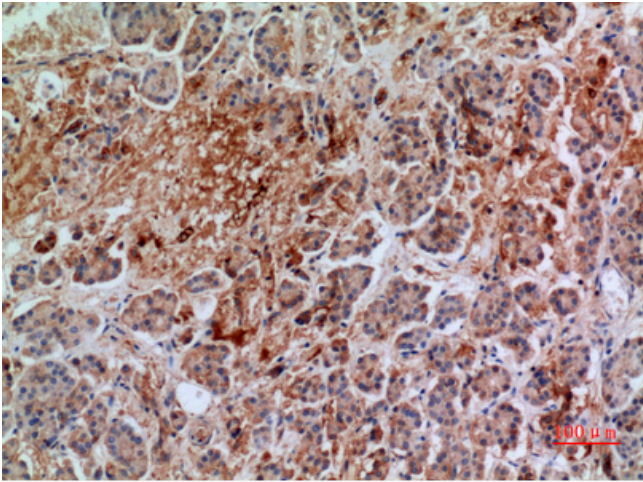


Western Blot analysis of A549 cells using Annexin VII Polyclonal Antibody. Secondary antibody(catalog#:RS0002) was diluted at 1:20000

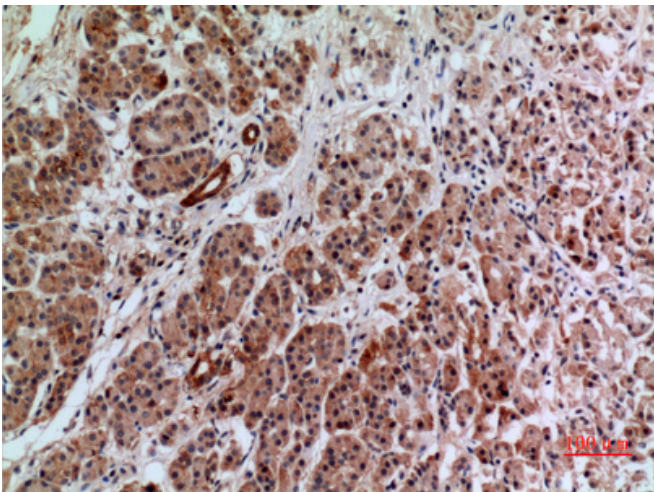


Immunohistochemical analysis of paraffin-embedded human-pancreas, antibody was diluted at 1:100

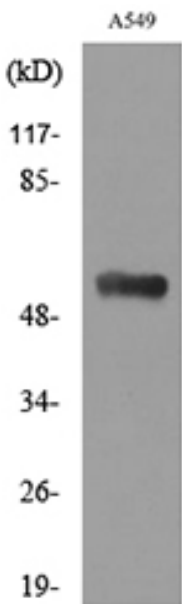
Nanjing BYabscience technology Co.,Ltd



Immunohistochemical analysis of paraffin-embedded human-pancreas, antibody was diluted at 1:100



Immunohistochemical analysis of paraffin-embedded human-pancreas, antibody was diluted at 1:100



Western blot analysis of lysate from A549 cells, using ANXA7 Antibody.