



# ZnT-9 Polyclonal Antibody

<b>Catalog No</b>	BYab-04281
<b>Isotype</b>	IgG
<b>Reactivity</b>	Human;Mouse;Rat
<b>Applications</b>	WB;ELISA
<b>Gene Name</b>	SLC30A9
<b>Protein Name</b>	Zinc transporter 9
<b>Immunogen</b>	The antiserum was produced against synthesized peptide derived from human SLC30A9. AA range:181-230
<b>Specificity</b>	ZnT-9 Polyclonal Antibody detects endogenous levels of ZnT-9 protein.
<b>Formulation</b>	Liquid in PBS containing 50% glycerol, 0.5% BSA and 0.02% sodium azide.
<b>Source</b>	Polyclonal, Rabbit,IgG
<b>Purification</b>	The antibody was affinity-purified from rabbit antiserum by affinity-chromatography using epitope-specific immunogen.
<b>Dilution</b>	Western Blot: 1/500 - 1/2000. ELISA: 1/20000. Not yet tested in other applications.
<b>Concentration</b>	1 mg/ml
<b>Purity</b>	≥90%
<b>Storage Stability</b>	-20°C/1 year
<b>Synonyms</b>	SLC30A9; C4orf1; HUEL; Zinc transporter 9; ZnT-9; Human embryonic lung protein; HuEL; Solute carrier family 30 member 9
<b>Observed Band</b>	63kD
<b>Cell Pathway</b>	Membrane ; Multi-pass membrane protein . Nucleus . Cytoplasm . Cytoplasmic vesicle . Endoplasmic reticulum . Mainly in the cytoplasm (PubMed:10409434). Partial co-localization with endoplasmic reticulum (PubMed:28334855). .
<b>Tissue Specificity</b>	Ubiquitously expressed in fetal and adult tissues and cancer cell lines.
<b>Function</b>	function:Plays a role in the p160 coactivator signaling pathway that mediates transcriptional activation by nuclear receptors (By similarity). Plays a role in transcriptional activation of Wnt-responsive genes.,similarity:Belongs to the cation diffusion facilitator (CDF) transporter (TC 2.A.4) family. SLC30A subfamily.,subunit:Interacts with GRIP1, ESR1 and AR.,tissue specificity:Ubiquitously expressed in fetal and adult tissues and cancer cell lines.,
<b>Background</b>	function:Plays a role in the p160 coactivator signaling pathway that mediates transcriptional activation by nuclear receptors (By similarity). Plays a role in

Nanjing BYabscience technology Co.,Ltd



transcriptional activation of Wnt-responsive genes.,similarity:Belongs to the cation diffusion facilitator (CDF) transporter (TC 2.A.4) family. SLC30A subfamily.,subunit:Interacts with GRIP1, ESR1 and AR.,tissue specificity:Ubiquitously expressed in fetal and adult tissues and cancer cell lines.,

**matters needing attention**

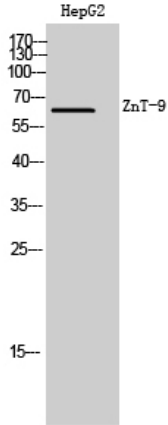
Avoid repeated freezing and thawing!

**Usage suggestions**

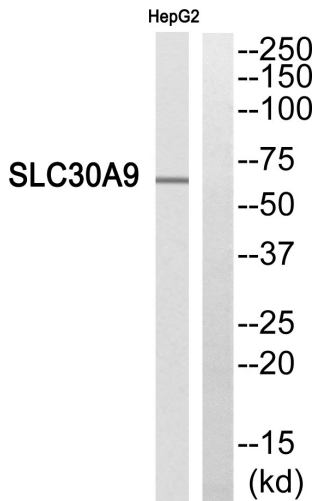
This product can be used in immunological reaction related experiments. For more information, please consult technical personnel.



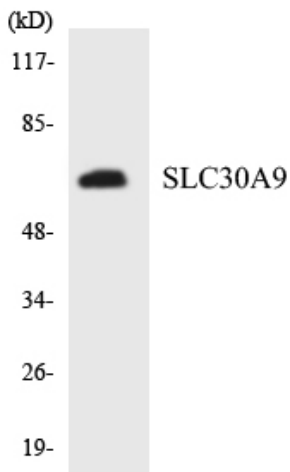
## Products Images



Western Blot analysis of HepG2 cells using ZnT-9 Polyclonal Antibody. Secondary antibody(catalog#:RS0002) was diluted at 1:20000



Western blot analysis of SLC30A9 Antibody. The lane on the right is blocked with the SLC30A9 peptide.



Western blot analysis of the lysates from K562 cells using SLC30A9 antibody.

Nanjing BYabscience technology Co.,Ltd