



# VPS72 Polyclonal Antibody

<b>Catalog No</b>	BYab-04267
<b>Isotype</b>	IgG
<b>Reactivity</b>	Human;Mouse
<b>Applications</b>	WB;IHC;IF;ELISA
<b>Gene Name</b>	VPS72
<b>Protein Name</b>	Vacuolar protein sorting-associated protein 72 homolog
<b>Immunogen</b>	The antiserum was produced against synthesized peptide derived from human VPS72. AA range:131-180
<b>Specificity</b>	VPS72 Polyclonal Antibody detects endogenous levels of VPS72 protein.
<b>Formulation</b>	Liquid in PBS containing 50% glycerol, 0.5% BSA and 0.02% sodium azide.
<b>Source</b>	Polyclonal, Rabbit,IgG
<b>Purification</b>	The antibody was affinity-purified from rabbit antiserum by affinity-chromatography using epitope-specific immunogen.
<b>Dilution</b>	Western Blot: 1/500 - 1/2000. Immunohistochemistry: 1/100 - 1/300. Immunofluorescence: 1/200 - 1/1000. ELISA: 1/40000. Not yet tested in other applications.
<b>Concentration</b>	1 mg/ml
<b>Purity</b>	≥90%
<b>Storage Stability</b>	-20°C/1 year
<b>Synonyms</b>	VPS72; TCFL1; YL1; Vacuolar protein sorting-associated protein 72 homolog; Protein YL-1; Transcription factor-like 1
<b>Observed Band</b>	41kD
<b>Cell Pathway</b>	Nucleus .
<b>Tissue Specificity</b>	Fibroblast,Kidney,
<b>Function</b>	function:Could be a DNA-binding transcriptional regulator. May be involved in chromatin modification and remodeling.,PTM:Phosphorylated upon DNA damage, probably by ATM or ATR.,similarity:Belongs to the VPS72/YL1 family.,subunit:Component of the NuA4 histone acetyltransferase complex which contains the catalytic subunit HTATIP/TIP60 and the subunits EP400, TRRAP/PAF400, BRD8/SMAP, EPC1, DMAP1/DNMAP1, RUVBL1/TIP49, RUVBL2, ING3, actin, ACTL6A/BAF53A, MORF4L1/MRG15, MORF4L2/MRGX, MRGBP, YEATS4/GAS41 and VPS72/YL1. Component of a NuA4-related complex which contains EP400, TRRAP/PAF400, SRCAP, BRD8/SMAP, EPC1,

Nanjing BYabscience technology Co.,Ltd



DMAP1/DNMAP1, RUVBL1/TIP49, RUVBL2, actin, ACTL6A/BAF53A, VPS72 and YEATS4/GAS41. Also part of a multiprotein complex which contains SRCAP and which binds to H2AFZ/H2AZ.,

**Background**

The protein encoded by this gene is a shared subunit of two multi-component complexes, the histone acetyltransferase complex TRRAP/TIP60 as well as the chromatin remodeling SRCAP-containing complex. The TRRAP/TIP60 complex acetylates nucleosomal histones important for transcriptional regulation, double strand DNA break repair and apoptosis. The SRCAP-containing complex catalyzes the exchange of histone H2A with the histone variant Htz1 (H2AFZ) into nucleosomes. This protein may be responsible for binding H2AFZ, which has a role in chromosome segregation. This protein may also have a role in regulating long-term hematopoietic stem cell activity. Alternative splicing results in multiple transcript variants that encode different protein isoforms. [provided by RefSeq, Aug 2012],

**matters needing attention**

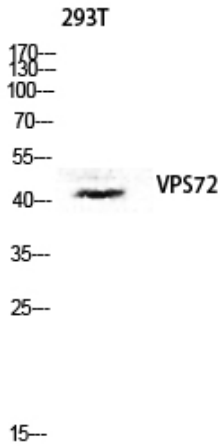
Avoid repeated freezing and thawing!

**Usage suggestions**

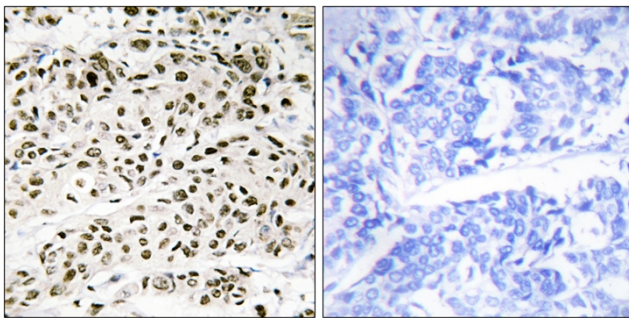
This product can be used in immunological reaction related experiments. For more information, please consult technical personnel.



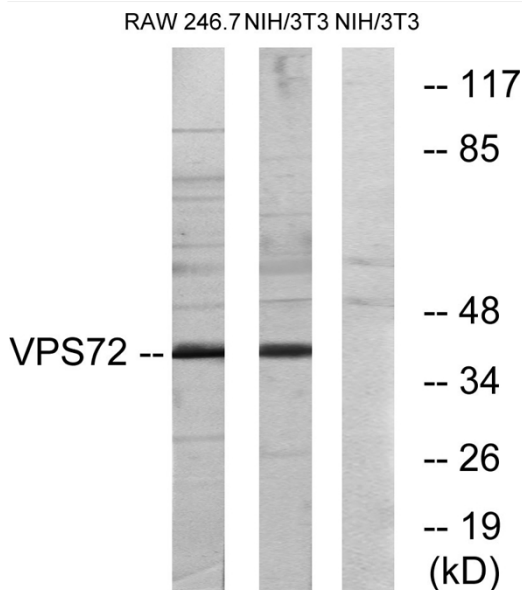
## Products Images



Western blot analysis of 293T lysis using VPS72 antibody. Antibody was diluted at 1:1000. Secondary antibody(catalog#:RS0002) was diluted at 1:20000 cells nucleus extracted by Minute TM Cytoplasmic and Nuclear Fractionation kit (SC-003, Inventbiotech, MN, USA).



Immunohistochemistry analysis of paraffin-embedded human breast carcinoma tissue, using VPS72 Antibody. The picture on the right is blocked with the synthesized peptide.



Western blot analysis of lysates from RAW264.7 and NIH/3T3 cells, using VPS72 Antibody. The lane on the right is blocked with the synthesized peptide.