



CYP8B1 Polyclonal Antibody

Catalog No	BYab-02609
Isotype	IgG
Reactivity	Human;Mouse
Applications	WB;IHC;IF;ELISA
Gene Name	CYP8B1
Protein Name	7-alpha-hydroxycholest-4-en-3-one 12-alpha-hydroxylase
Immunogen	The antiserum was produced against synthesized peptide derived from human Cytochrome P450 8B1. AA range:371-420
Specificity	CYP8B1 Polyclonal Antibody detects endogenous levels of CYP8B1 protein.
Formulation	Liquid in PBS containing 50% glycerol, 0.5% BSA and 0.02% sodium azide.
Source	Polyclonal, Rabbit,IgG
Purification	The antibody was affinity-purified from rabbit antiserum by affinity-chromatography using epitope-specific immunogen.
Dilution	WB: 1/500 - 1/2000. IHC: 1/100 - 1/300. ELISA: 1/40000.. IF 1:50-200
Concentration	1 mg/ml
Purity	≥90%
Storage Stability	-20°C/1 year
Synonyms	CYP8B1; CYP12; 7-alpha-hydroxycholest-4-en-3-one 12-alpha-hydroxylase; 7-alpha-hydroxy-4-cholesten-3-one 12-alpha-hydroxylase; CYPVIII B1; Cytochrome P450 8B1; Sterol 12-alpha-hydroxylase
Observed Band	58kD
Cell Pathway	Endoplasmic reticulum membrane ; Single-pass membrane protein . Microsome membrane ; Single-pass membrane protein .
Tissue Specificity	Liver.
Function	catalytic activity:7-alpha-hydroxycholest-4-en-3-one + NADPH + O(2) = 7-alpha,12-alpha-dihydroxycholest-4-en-3-one + NADP(+) + H(2)O.,cofactor:Heme group.,function:Involved in bile acid synthesis and is responsible for the conversion of 7 alpha-hydroxy-4-cholesten-3-one into 7 alpha,12 alpha-dihydroxy-4-cholesten-3-one. Responsible for the balance between formation of cholic acid and chenodeoxycholic acid. Has a rather broad substrate specificity including a number of 7-alpha-hydroxylated C27 steroids.,similarity:Belongs to the cytochrome P450 family.,tissue specificity:Liver.,

Nanjing BYabscience technology Co.,Ltd



Background

This gene encodes a member of the cytochrome P450 superfamily of enzymes. The cytochrome P450 proteins are monooxygenases which catalyze many reactions involved in drug metabolism and synthesis of cholesterol, steroids and other lipids. This endoplasmic reticulum membrane protein catalyzes the conversion of 7 alpha-hydroxy-4-cholesten-3-one into 7-alpha,12-alpha-dihydroxy-4-cholesten-3-one. The balance between these two steroids determines the relative amounts of cholic acid and chenodeoxycholic acid both of which are secreted in the bile and affect the solubility of cholesterol. This gene is unique among the cytochrome P450 genes in that it is intronless. [provided by RefSeq, Jul 2008],

matters needing attention

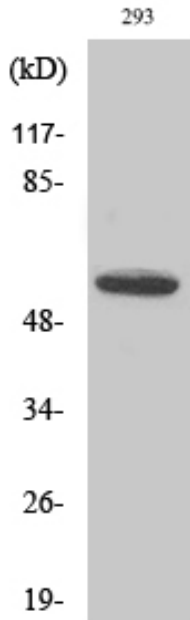
Avoid repeated freezing and thawing!

Usage suggestions

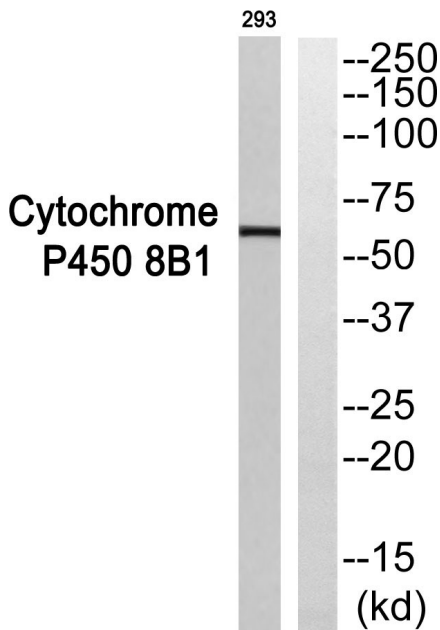
This product can be used in immunological reaction related experiments. For more information, please consult technical personnel.



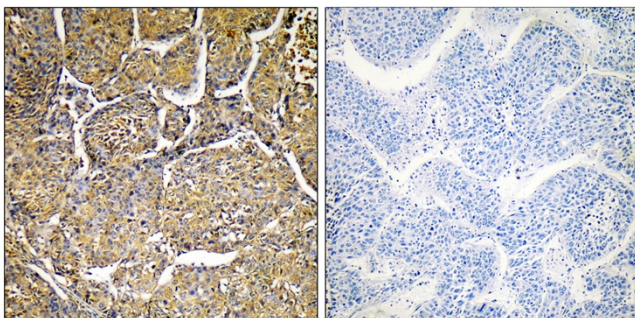
Products Images



Western Blot analysis of various cells using CYP8B1 Polyclonal Antibody




Western blot analysis of Cytochrome P450 8B1 Antibody. The lane on the right is blocked with the Cytochrome P450 8B1 peptide.



Immunohistochemistry analysis of paraffin-embedded human liver, using Cytochrome P450 8B1 Antibody. The lane on the right is blocked with the Cytochrome P450 8B1 peptide.

Nanjing BYabscience technology Co.,Ltd



Western blot analysis of the lysates from HT-29 cells using Cytochrome P450 8B1 antibody.