



CYP39A1 Polyclonal Antibody

Catalog No	BYab-02593
Isotype	IgG
Reactivity	Human;Mouse
Applications	WB;IHC;IF;ELISA
Gene Name	CYP39A1
Protein Name	24-hydroxycholesterol 7-alpha-hydroxylase
Immunogen	The antiserum was produced against synthesized peptide derived from human Cytochrome P450 39A1. AA range:361-410
Specificity	CYP39A1 Polyclonal Antibody detects endogenous levels of CYP39A1 protein.
Formulation	Liquid in PBS containing 50% glycerol, 0.5% BSA and 0.02% sodium azide.
Source	Polyclonal, Rabbit,IgG
Purification	The antibody was affinity-purified from rabbit antiserum by affinity-chromatography using epitope-specific immunogen.
Dilution	Western Blot: 1/500 - 1/2000. Immunohistochemistry: 1/100 - 1/300. Immunofluorescence: 1/200 - 1/1000. ELISA: 1/10000. Not yet tested in other applications.
Concentration	1 mg/ml
Purity	≥90%
Storage Stability	-20°C/1 year
Synonyms	CYP39A1; 24-hydroxycholesterol 7-alpha-hydroxylase; Cytochrome P450 39A1; hCYP39A1; Oxysterol 7-alpha-hydroxylase
Observed Band	54kD
Cell Pathway	Endoplasmic reticulum membrane ; Multi-pass membrane protein . Microsome membrane ; Multi-pass membrane protein .
Tissue Specificity	Liver specific.
Function	catalytic activity:(24R)-cholest-5-ene-3-beta,24-diol + NADPH + O(2) = (24R)-cholest-5-ene-3-beta,7-alpha,24-triol + NADP(+) + H(2)O.,cofactor:Heme group.,function:Involved in the bile acid metabolism. Has a preference for 24-hydroxycholesterol, and converts it into a 7-alpha-hydroxylated product.,similarity:Belongs to the cytochrome P450 family.,tissue specificity:Liver specific.,
Background	cytochrome P450 family 39 subfamily A member 1(CYP39A1) Homo sapiens This gene encodes a member of the cytochrome P450 superfamily of enzymes.

Nanjing BYabscience technology Co.,Ltd



The cytochrome P450 proteins are monooxygenases which catalyze many reactions involved in drug metabolism and synthesis of cholesterol, steroids and other lipids. This endoplasmic reticulum protein is involved in the conversion of cholesterol to bile acids. Its substrates include the oxysterols 25-hydroxycholesterol, 27-hydroxycholesterol and 24-hydroxycholesterol. Alternate splicing results in multiple transcript variants. [provided by RefSeq, Jul 2013],

matters needing attention

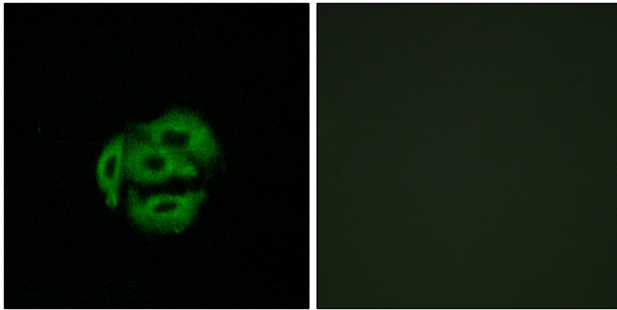
Avoid repeated freezing and thawing!

Usage suggestions

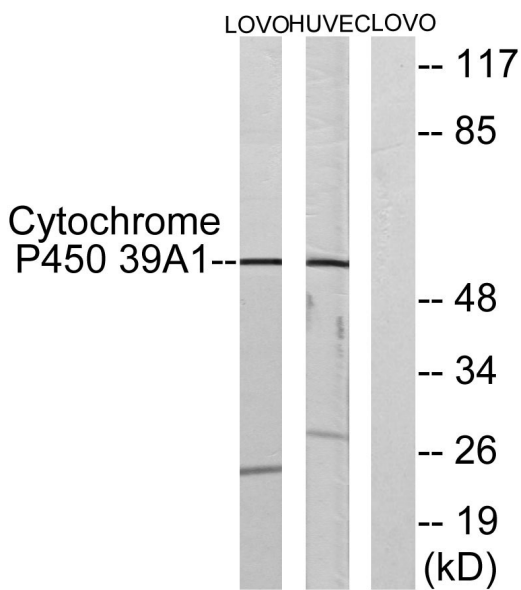
This product can be used in immunological reaction related experiments. For more information, please consult technical personnel.



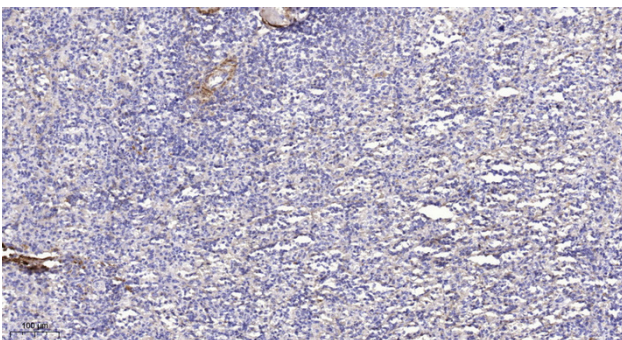
Products Images



Immunofluorescence analysis of A549 cells, using Cytochrome P450 39A1 Antibody. The picture on the right is blocked with the synthesized peptide.



Western blot analysis of lysates from LOVO and HUVEC cells, using Cytochrome P450 39A1 Antibody. The lane on the right is blocked with the synthesized peptide.



Immunohistochemical analysis of paraffin-embedded human spleen. 1, Antibody was diluted at 1:200(4° overnight). 2, Tris-EDTA, pH9.0 was used for antigen retrieval. 3, Secondary antibody was diluted at 1:200(room temperature, 45min).