



CYP2U1 Polyclonal Antibody

Catalog No	BYab-02591
Isotype	IgG
Reactivity	Human;Mouse;Rat
Applications	WB;IHC;IF;ELISA
Gene Name	CYP2U1
Protein Name	Cytochrome P450 2U1
Immunogen	The antiserum was produced against synthesized peptide derived from human Cytochrome P450 2U1. AA range:281-330
Specificity	CYP2U1 Polyclonal Antibody detects endogenous levels of CYP2U1 protein.
Formulation	Liquid in PBS containing 50% glycerol, 0.5% BSA and 0.02% sodium azide.
Source	Polyclonal, Rabbit,IgG
Purification	The antibody was affinity-purified from rabbit antiserum by affinity-chromatography using epitope-specific immunogen.
Dilution	Western Blot: 1/500 - 1/2000. Immunohistochemistry: 1/100 - 1/300. Immunofluorescence: 1/200 - 1/1000. ELISA: 1/20000. Not yet tested in other applications.
Concentration	1 mg/ml
Purity	≥90%
Storage Stability	-20°C/1 year
Synonyms	CYP2U1; Cytochrome P450 2U1
Observed Band	61kD
Cell Pathway	Endoplasmic reticulum membrane ; Multi-pass membrane protein . Microsome membrane ; Multi-pass membrane protein . Mitochondrion inner membrane ; Multi-pass membrane protein .
Tissue Specificity	Widely expressed with stronger expression in thymus, heart and cerebellum.
Function	catalytic activity:RH + reduced flavoprotein + O(2) = ROH + oxidized flavoprotein + H(2)O.,cofactor:Heme group.,developmental stage:Expressed in fetal thymus.,function:Catalyzes the hydroxylation of arachidonic acid, docosahexaenoic acid and other long chain fatty acids. May modulate the arachidonic acid signaling pathway and play a role in other fatty acid signaling processes.,similarity:Belongs to the cytochrome P450 family.,tissue specificity:Widely expressed with stronger expression in thymus, heart and cerebellum.,

Nanjing BYabscience technology Co.,Ltd



Background

This gene encodes a member of the cytochrome P450 superfamily of enzymes. The cytochrome P450 proteins are monooxygenases which catalyze many reactions involved in drug metabolism and synthesis of cholesterol, steroids and other lipids. This enzyme is a hydroxylase that metabolizes arachidonic acid, docosahexaenoic acid, and other long chain fatty acids. [provided by RefSeq, Jul 2008],

matters needing attention

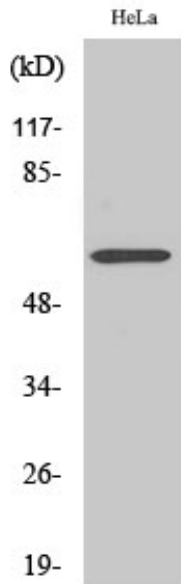
Avoid repeated freezing and thawing!

Usage suggestions

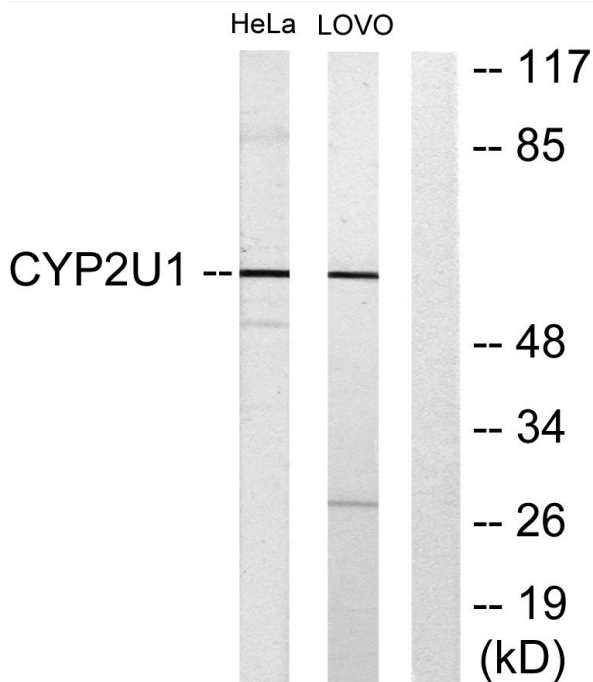
This product can be used in immunological reaction related experiments. For more information, please consult technical personnel.



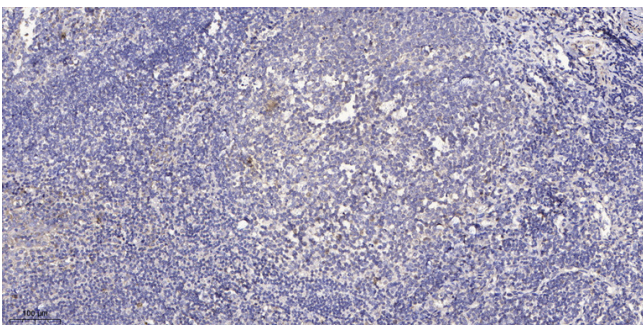
Products Images



Western Blot analysis of various cells using CYP2U1 Polyclonal Antibody



Western blot analysis of lysates from HeLa and Lovo cells, using Cytochrome P450 2U1 Antibody. The lane on the right is blocked with the synthesized peptide.



Immunohistochemical analysis of paraffin-embedded human tonsil. 1, Antibody was diluted at 1:200(4° overnight). 2, Tris-EDTA,pH9.0 was used for antigen retrieval. 3,Secondary antibody was diluted at 1:200(room temperature, 30min).

Nanjing BYabscience technology Co.,Ltd



Nanjing BYabscience technology Co.,Ltd

网址: www.njbybio.com

官方热线: 025-5229-8998

监督电话: 15950492658