



COX17 Polyclonal Antibody

Catalog No	BYab-02541
Isotype	IgG
Reactivity	Human;Mouse;Rat
Applications	WB;IHC;IF;ELISA
Gene Name	COX17
Protein Name	Cytochrome c oxidase copper chaperone
Immunogen	The antiserum was produced against synthesized peptide derived from human COX17. AA range:1-50
Specificity	COX17 Polyclonal Antibody detects endogenous levels of COX17 protein.
Formulation	Liquid in PBS containing 50% glycerol, 0.5% BSA and 0.02% sodium azide.
Source	Polyclonal, Rabbit,IgG
Purification	The antibody was affinity-purified from rabbit antiserum by affinity-chromatography using epitope-specific immunogen.
Dilution	Western Blot: 1/500 - 1/2000. Immunohistochemistry: 1/100 - 1/300. Immunofluorescence: 1/200 - 1/1000. ELISA: 1/5000. Not yet tested in other applications.
Concentration	1 mg/ml
Purity	≥90%
Storage Stability	-20°C/1 year
Synonyms	COX17; Cytochrome c oxidase copper chaperone
Observed Band	7kD
Cell Pathway	Mitochondrion intermembrane space . Cytoplasm .
Tissue Specificity	Ubiquitous.
Function	function:Copper chaperone for cytochrome c oxidase (COX). Binds two copper ions and deliver them to the Cu(A) site of COX.,similarity:Belongs to the COX17 family.,tissue specificity:Ubiquitous.,
Background	Cytochrome c oxidase (COX), the terminal component of the mitochondrial respiratory chain, catalyzes the electron transfer from reduced cytochrome c to oxygen. This component is a heteromeric complex consisting of 3 catalytic subunits encoded by mitochondrial genes and multiple structural subunits encoded by nuclear genes. The mitochondrially-encoded subunits function in electron transfer, and the nuclear-encoded subunits may function in the regulation

Nanjing BYabscience technology Co.,Ltd



and assembly of the complex. This nuclear gene encodes a protein which is not a structural subunit, but may be involved in the recruitment of copper to mitochondria for incorporation into the COX apoenzyme. This protein shares 92% amino acid sequence identity with mouse and rat Cox17 proteins. This gene is no longer considered to be a candidate gene for COX deficiency. A pseudogene COX17P has been found on chromosome 13. [provi

matters needing attention


Avoid repeated freezing and thawing!

Usage suggestions

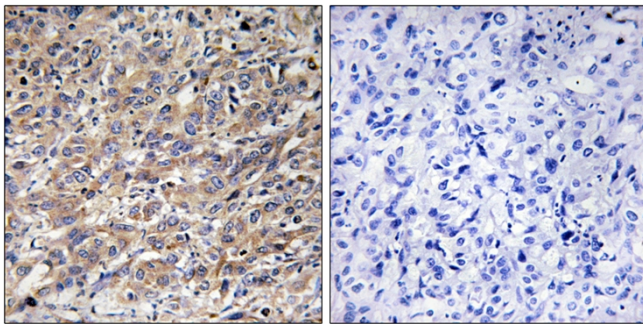
This product can be used in immunological reaction related experiments. For more information, please consult technical personnel.



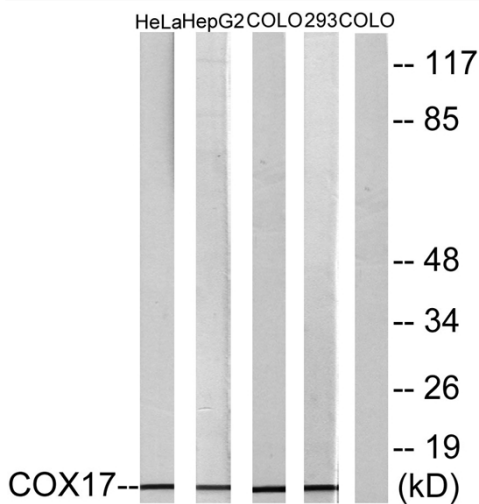
Products Images



Western Blot analysis of various cells using COX17 Polyclonal Antibody



Immunohistochemistry analysis of paraffin-embedded human liver carcinoma tissue, using COX17 Antibody. The picture on the right is blocked with the synthesized peptide.



Western blot analysis of lysates from HeLa, HepG2, COLO, and 293 cells, using COX17 Antibody. The lane on the right is blocked with the synthesized peptide.

Nanjing BYabscience technology Co.,Ltd