



Cox-1 Polyclonal Antibody

Catalog No	BYab-02537
Isotype	IgG
Reactivity	Human;Rat;Mouse;
Applications	WB;IHC;IF;ELISA
Gene Name	PTGS1
Protein Name	Prostaglandin G/H synthase 1
Immunogen	The antiserum was produced against synthesized peptide derived from human Cox1. AA range:550-599
Specificity	Cox-1 Polyclonal Antibody detects endogenous levels of Cox-1 protein.
Formulation	Liquid in PBS containing 50% glycerol, 0.5% BSA and 0.02% sodium azide.
Source	Polyclonal, Rabbit,IgG
Purification	The antibody was affinity-purified from rabbit antiserum by affinity-chromatography using epitope-specific immunogen.
Dilution	WB: 1/500 - 1/2000. IHC: 1/100 - 1/300. ELISA: 1/40000.. IF 1:50-200
Concentration	1 mg/ml
Purity	≥90%
Storage Stability	-20°C/1 year
Synonyms	PTGS1; COX1; Prostaglandin G/H synthase 1; Cyclooxygenase-1; COX-1; Prostaglandin H2 synthase 1; PGH synthase 1; PGHS-1; PHS 1; Prostaglandin-endoperoxide synthase 1
Observed Band	70kD
Cell Pathway	Microsome membrane; Peripheral membrane protein. Endoplasmic reticulum membrane; Peripheral membrane protein.
Tissue Specificity	Brain,Lung fibroblast,Platelet,
Function	catalytic activity:Arachidonate + AH(2) + 2 O(2) = prostaglandin H(2) + A + H(2)O.,cofactor:Binds 1 heme B (iron-protoporphyrin IX) group per subunit.,function:May play an important role in regulating or promoting cell proliferation in some normal and neoplastically transformed cells.,miscellaneous:This enzyme acts both as a dioxygenase and as a peroxidase.,miscellaneous:This enzyme is the target of nonsteroidal anti-inflammatory drugs such as aspirin.,pathway:Lipid metabolism; prostaglandin biosynthesis.,similarity:Belongs to the prostaglandin G/H synthase family.,similarity:Contains 1 EGF-like domain.,subunit:Homodimer.,

Nanjing BYabscience technology Co.,Ltd



Background

This is one of two genes encoding similar enzymes that catalyze the conversion of arachinodate to prostaglandin. The encoded protein regulates angiogenesis in endothelial cells, and is inhibited by nonsteroidal anti-inflammatory drugs such as aspirin. Based on its ability to function as both a cyclooxygenase and as a peroxidase, the encoded protein has been identified as a moonlighting protein. The protein may promote cell proliferation during tumor progression. Alternative splicing results in multiple transcript variants. [provided by RefSeq, Jan 2014],

matters needing attention


Avoid repeated freezing and thawing!

Usage suggestions

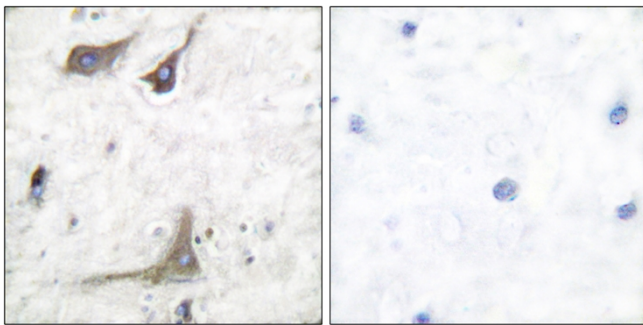
This product can be used in immunological reaction related experiments. For more information, please consult technical personnel.



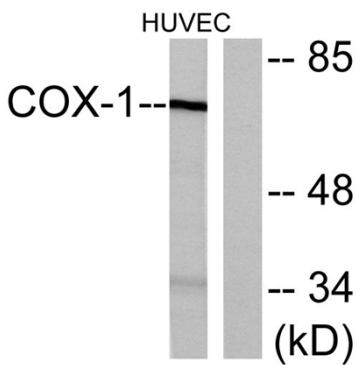
Products Images



Western Blot analysis of various cells using Cox-1 Polyclonal Antibody



Immunohistochemistry analysis of paraffin-embedded human brain tissue, using Cox1 Antibody. The picture on the right is blocked with the synthesized peptide.



Western blot analysis of lysates from HUVEC cells, using Cox1 Antibody. The lane on the right is blocked with the synthesized peptide.