



# CA VA Polyclonal Antibody

<b>Catalog No</b>	BYab-02513
<b>Isotype</b>	IgG
<b>Reactivity</b>	Human
<b>Applications</b>	WB;ELISA
<b>Gene Name</b>	CA5A
<b>Protein Name</b>	Carbonic anhydrase 5A mitochondrial
<b>Immunogen</b>	The antiserum was produced against synthesized peptide derived from human CA5A. AA range:171-220
<b>Specificity</b>	CA VA Polyclonal Antibody detects endogenous levels of CA VA protein.
<b>Formulation</b>	Liquid in PBS containing 50% glycerol, 0.5% BSA and 0.02% sodium azide.
<b>Source</b>	Polyclonal, Rabbit,IgG
<b>Purification</b>	The antibody was affinity-purified from rabbit antiserum by affinity-chromatography using epitope-specific immunogen.
<b>Dilution</b>	Western Blot: 1/500 - 1/2000. ELISA: 1/40000. Not yet tested in other applications.
<b>Concentration</b>	1 mg/ml
<b>Purity</b>	≥90%
<b>Storage Stability</b>	-20°C/1 year
<b>Synonyms</b>	CA5A; CA5; Carbonic anhydrase 5A; mitochondrial; Carbonate dehydratase VA; Carbonic anhydrase VA; CA-VA
<b>Observed Band</b>	35kD
<b>Cell Pathway</b>	Mitochondrion .
<b>Tissue Specificity</b>	Liver,Umbilical cord,
<b>Function</b>	catalytic activity:H(2)CO(3) = CO(2) + H(2)O.,cofactor:Zinc.,function:Reversible hydration of carbon dioxide.,similarity:Belongs to the alpha-carbonic anhydrase family.,
<b>Background</b>	Carbonic anhydrases (CAs) are a large family of zinc metalloenzymes that catalyze the reversible hydration of carbon dioxide. They participate in a variety of biological processes, including respiration, calcification, acid-base balance, bone resorption, and the formation of aqueous humor, cerebrospinal fluid, saliva, and gastric acid. They show extensive diversity in tissue distribution and in their subcellular localization. CA VA is localized in the mitochondria and expressed

Nanjing BYabscience technology Co.,Ltd



primarily in the liver. It may play an important role in ureagenesis and gluconeogenesis. CA5A gene maps to chromosome 16q24.3 and an unprocessed pseudogene has been assigned to 16p12-p11.2. [provided by RefSeq, Jul 2008],


**matters needing attention**

Avoid repeated freezing and thawing!

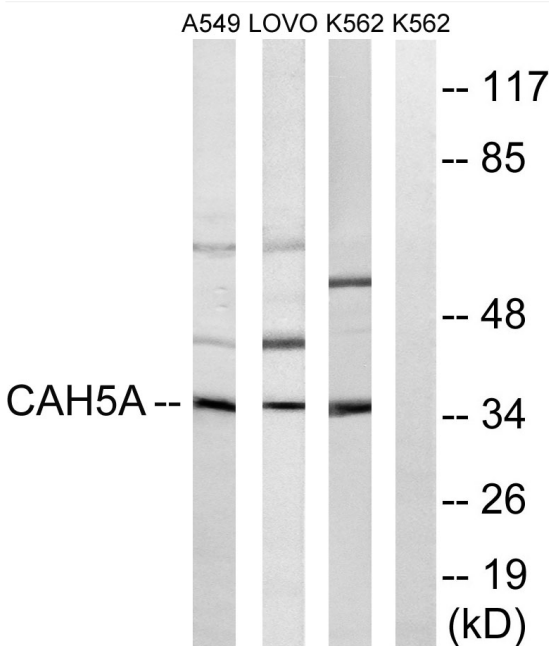
**Usage suggestions**

This product can be used in immunological reaction related experiments. For more information, please consult technical personnel.

**Products Images**

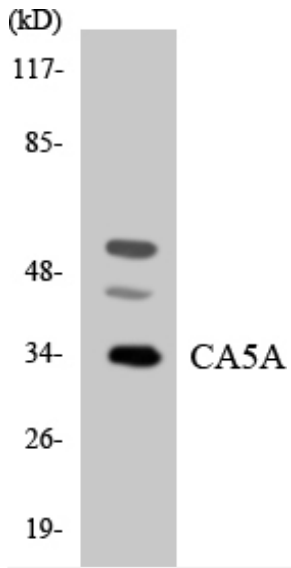


Western Blot analysis of various cells using CA VA Polyclonal Antibody



Western blot analysis of lysates from A549, LOVO, and K562 cells, using CA5A Antibody. The lane on the right is blocked with the synthesized peptide.

**Nanjing BYabscience technology Co.,Ltd**



Western blot analysis of the lysates from K562 cells using CA5A antibody.