



p47-phox (phospho Ser370) Polyclonal Antibody

Catalog No	BYab-02426
Isotype	IgG
Reactivity	Human;Mouse;Rat
Applications	WB;IHC;IF;ELISA
Gene Name	NCF1
Protein Name	Neutrophil cytosol factor 1
Immunogen	The antiserum was produced against synthesized peptide derived from human p47 phox around the phosphorylation site of Ser370. AA range:341-390
Specificity	Phospho-p47-phox (S370) Polyclonal Antibody detects endogenous levels of p47-phox protein only when phosphorylated at S370.
Formulation	Liquid in PBS containing 50% glycerol, 0.5% BSA and 0.02% sodium azide.
Source	Polyclonal, Rabbit,IgG
Purification	The antibody was affinity-purified from rabbit antiserum by affinity-chromatography using epitope-specific immunogen.
Dilution	WB: 1/500 - 1/2000. IHC: 1/100 - 1/300. ELISA: 1/5000.. IF 1:50-200
Concentration	1 mg/ml
Purity	≥90%
Storage Stability	-20°C/1 year
Synonyms	NCF1; NOXO2; SH3PXD1A; Neutrophil cytosol factor 1; NCF-1; 47 kDa autosomal chronic granulomatous disease protein; 47 kDa neutrophil oxidase factor; NCF-47K; Neutrophil NADPH oxidase factor 1; Nox organizer 2; Nox-organizing protein 2; SH3
Observed Band	
Cell Pathway	Cytoplasm, cytosol . Membrane ; Peripheral membrane protein ; Cytoplasmic side
Tissue Specificity	Detected in peripheral blood monocytes and neutrophils (at protein level).
Function	disease:Defects in NCF1 are the cause of chronic granulomatous disease autosomal recessive cytochrome-b-positive type 1 (CGD1) [MIM:233700]. Chronic granulomatous disease is a genetically heterogeneous disorder characterized by the inability of neutrophils and phagocytes to kill microbes that they have ingested. Patients suffer from life-threatening bacterial/fungal infections.,function:NCF2, NCF1, and a membrane bound cytochrome b558 are required for activation of the latent NADPH oxidase (necessary for superoxide

Nanjing BYabscience technology Co.,Ltd



production).,online information:NCF1 deficiency database,similarity:Contains 1 PX (phox homology) domain.,similarity:Contains 2 SH3 domains.,subunit:Interacts with NOXA1.,

Background

The protein encoded by this gene is a 47 kDa cytosolic subunit of neutrophil NADPH oxidase. This oxidase is a multicomponent enzyme that is activated to produce superoxide anion. Mutations in this gene have been associated with chronic granulomatous disease. [provided by RefSeq, Jul 2008],

matters needing attention

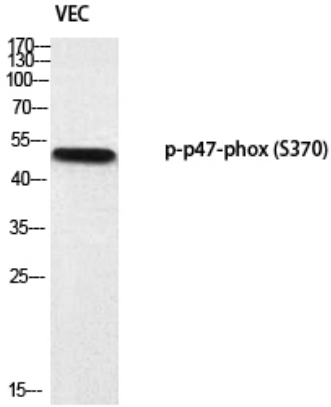
Avoid repeated freezing and thawing!

Usage suggestions

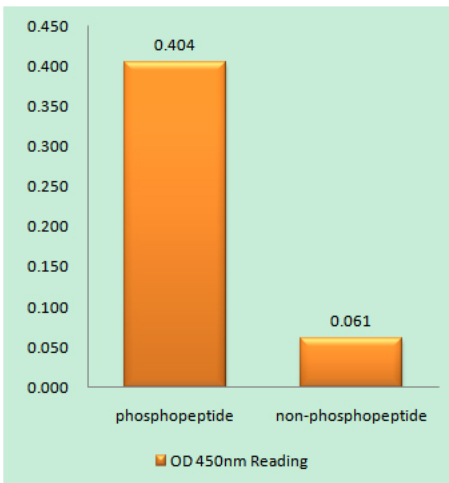
This product can be used in immunological reaction related experiments. For more information, please consult technical personnel.



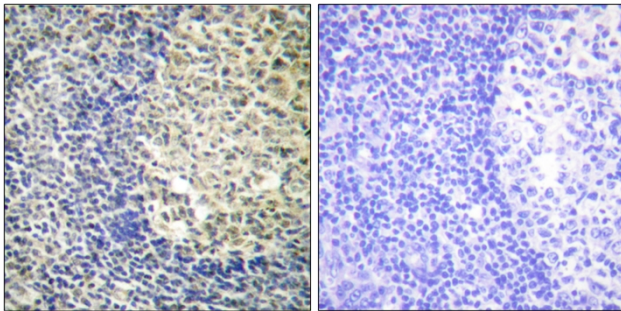
Products Images



Western blot analysis of VEC using p-p47-phox (S370) antibody.



Enzyme-Linked Immunosorbent Assay (Phospho-ELISA) for Immunogen Phosphopeptide (Phospho-left) and Non-Phosphopeptide (Phospho-right), using p47 phox (Phospho-Ser370) Antibody



Immunohistochemistry analysis of paraffin-embedded human tonsil, using p47 phox (Phospho-Ser370) Antibody. The picture on the right is blocked with the phospho peptide.

Nanjing BYabscience technology Co.,Ltd

