



FOXP1 Polyclonal Antibody

Catalog No	BYab-02231
Isotype	IgG
Reactivity	Human;Mouse;Rat
Applications	WB;IHC;IF;ELISA
Gene Name	FOXP1
Protein Name	Forkhead box protein P1
Immunogen	The antiserum was produced against synthesized peptide derived from the C-terminal region of human FOXP1. AA range:628-677
Specificity	FOXP1 Polyclonal Antibody detects endogenous levels of FOXP1 protein.
Formulation	Liquid in PBS containing 50% glycerol, 0.5% BSA and 0.02% sodium azide.
Source	Polyclonal, Rabbit,IgG
Purification	The antibody was affinity-purified from rabbit antiserum by affinity-chromatography using epitope-specific immunogen.
Dilution	WB: 1/500 - 1/2000. IHC-p: 1:100-300 ELISA: 1/20000.. IF 1:50-200
Concentration	1 mg/ml
Purity	≥90%
Storage Stability	-20°C/1 year
Synonyms	FOXP1; HSPC215; Forkhead box protein P1
Observed Band	75kD
Cell Pathway	Nucleus . Not found in the nucleolus. .
Tissue Specificity	Isoform 8 is specifically expressed in embryonic stem cells.
Function	alternative products:Additional isoforms seem to exist,disease:A chromosomal aberration involving FOXP1 is found in acute lymphoblastic leukemia. Translocation t(9;3)(p13;p14.1) with PAX5.,domain:The leucine-zipper is required for dimerization and transcriptional repression.,function:Transcriptional repressor that plays an important role in the specification and differentiation of lung epithelium. Can act with CTBP1 to synergistically repress transcription but CTPBP1 is not essential. Essential transcriptional regulator of B cell development.,similarity:Contains 1 C2H2-type zinc finger.,similarity:Contains 1 fork-head DNA-binding domain.,subunit:Forms homodimers and heterodimers with FOXP2 and FOXP4. Dimerization is required for DNA-binding. Interacts with CTBP1.,

Nanjing BYabscience technology Co.,Ltd



Background

This gene belongs to subfamily P of the forkhead box (FOX) transcription factor family. Forkhead box transcription factors play important roles in the regulation of tissue- and cell type-specific gene transcription during both development and adulthood. Forkhead box P1 protein contains both DNA-binding- and protein-protein binding-domains. This gene may act as a tumor suppressor as it is lost in several tumor types and maps to a chromosomal region (3p14.1) reported to contain a tumor suppressor gene(s). Alternative splicing results in multiple transcript variants encoding different isoforms. [provided by RefSeq, Jul 2008],

matters needing attention


Avoid repeated freezing and thawing!

Usage suggestions

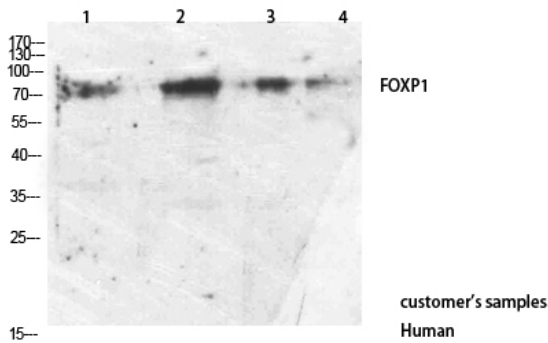
This product can be used in immunological reaction related experiments. For more information, please consult technical personnel.



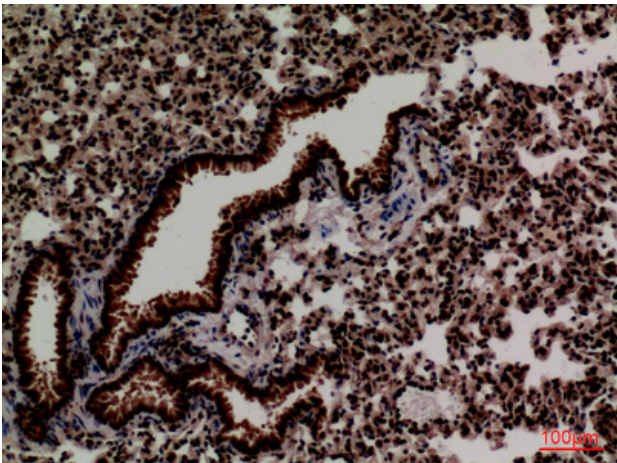
Products Images



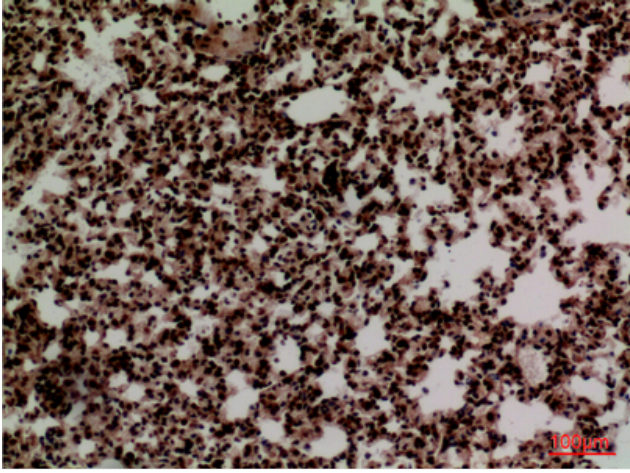
Western Blot analysis of K562 cells using FOXP1 Polyclonal Antibody. Antibody was diluted at 1:1000. Secondary antibody(catalog#:RS0002) was diluted at 1:20000 cells nucleus extracted by Minute TM Cytoplasmic and Nuclear Fractionation kit (SC-003, Inventbiotech, MN, USA).



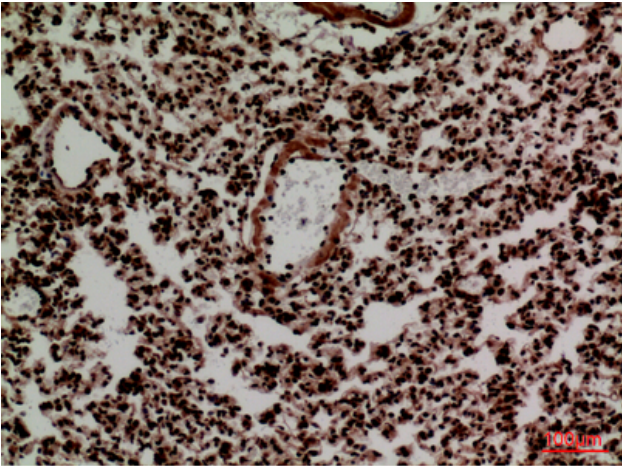
Western Blot analysis of customer's using FOXP1 Antibody Polyclonal Antibody.



Immunohistochemical analysis of paraffin-embedded mouse-lung, antibody was diluted at 1:100



Immunohistochemical analysis of paraffin-embedded mouse-lung, antibody was diluted at 1:100



Immunohistochemical analysis of paraffin-embedded mouse-lung, antibody was diluted at 1:100