



UTP14A Polyclonal Antibody

Catalog No	BYab-02152
Isotype	IgG
Reactivity	Human;Mouse
Applications	WB;IHC;IF;ELISA
Gene Name	UTP14A
Protein Name	U3 small nucleolar RNA-associated protein 14 homolog A
Immunogen	The antiserum was produced against synthesized peptide derived from human UTP14A. AA range:321-370
Specificity	UTP14A Polyclonal Antibody detects endogenous levels of UTP14A protein.
Formulation	Liquid in PBS containing 50% glycerol, 0.5% BSA and 0.02% sodium azide.
Source	Polyclonal, Rabbit,IgG
Purification	The antibody was affinity-purified from rabbit antiserum by affinity-chromatography using epitope-specific immunogen.
Dilution	Western Blot: 1/500 - 1/2000. Immunohistochemistry: 1/100 - 1/300. Immunofluorescence: 1/200 - 1/1000. ELISA: 1/20000. Not yet tested in other applications.
Concentration	1 mg/ml
Purity	≥90%
Storage Stability	-20°C/1 year
Synonyms	UTP14A; SDCCAG16; U3 small nucleolar RNA-associated protein 14 homolog A; Antigen NY-CO-16; Serologically defined colon cancer antigen 16
Observed Band	85kD
Cell Pathway	Nucleus, nucleolus .
Tissue Specificity	Ubiquitously expressed.
Function	function:May be required for ribosome biogenesis.,miscellaneous:The human genome also contains the UTP14C gene, an autosomal retrotransposed copy of this X-linked gene. Evolution of autosomal retrogenes from X-linked progenitors compensates for X-chromosome silencing during male meiosis.,PTM:Phosphorylated upon DNA damage, probably by ATM or ATR.,similarity:Belongs to the UTP14 family.,tissue specificity:Ubiquitously expressed.,

Nanjing BYabscience technology Co.,Ltd



Background

This gene encodes a member of the uridine triphosphate 14 family. As an essential component of a large ribonucleoprotein complex bound to the U3 small nucleolar RNA, the encoded protein is involved in ribosome biogenesis and 18S rRNA synthesis. An autosomal retrotransposed copy of this X-linked gene exists on chromosome 13. Alternative splicing results in multiple transcript variants.[provided by RefSeq, Oct 2009],

matters needing attention


Avoid repeated freezing and thawing!

Usage suggestions

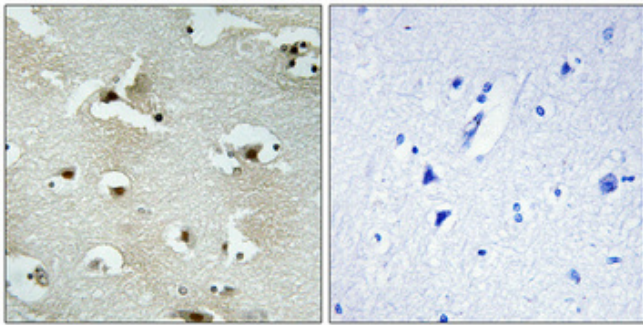
This product can be used in immunological reaction related experiments. For more information, please consult technical personnel.



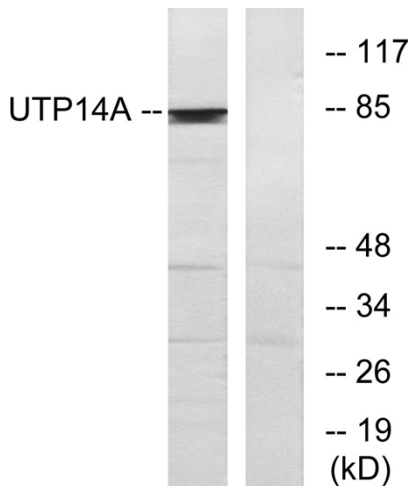
Products Images



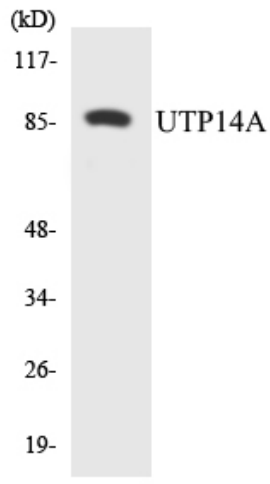
Western Blot analysis of various cells using UTP14A Polyclonal Antibody diluted at 1:500. Secondary antibody(catalog#:RS0002) was diluted at 1:20000 cells nucleus extracted by Minute TM Cytoplasmic and Nuclear Fractionation kit (SC-003, Invent biotech, MN, USA).



Immunohistochemical analysis of paraffin-embedded Human brain. Antibody was diluted at 1:100(4° overnight). High-pressure and temperature Tris-EDTA, pH8.0 was used for antigen retrieval. Negative control (right) obtained from antibody was pre-absorbed by immunogen peptide.



Western blot analysis of lysates from HeLa cells, using UTP14A Antibody. The lane on the right is blocked with the synthesized peptide.



Western blot analysis of the lysates from 293 cells using UTP14A antibody.