



PRIC285 Polyclonal Antibody

Catalog No	BYab-01957
Isotype	IgG
Reactivity	Human;Rat;Mouse;
Applications	WB;ELISA;IHC
Gene Name	PRIC285
Protein Name	Peroxisomal proliferator-activated receptor A-interacting complex 285 kDa protein
Immunogen	The antiserum was produced against synthesized peptide derived from human PRIC285. AA range:1909-1958
Specificity	PRIC285 Polyclonal Antibody detects endogenous levels of PRIC285 protein.
Formulation	Liquid in PBS containing 50% glycerol, 0.5% BSA and 0.02% sodium azide.
Source	Polyclonal, Rabbit,IgG
Purification	The antibody was affinity-purified from rabbit antiserum by affinity-chromatography using epitope-specific immunogen.
Dilution	WB 1:500-2000;IHC-p 1:50-300; ELISA 2000-20000
Concentration	1 mg/ml
Purity	≥90%
Storage Stability	-20°C/1 year
Synonyms	PRIC285; KIAA1769; Peroxisomal proliferator-activated receptor A-interacting complex 285 kDa protein; ATP-dependent helicase PRIC285; PPAR-alpha-interacting complex protein 285; PPAR-gamma DNA-binding domain-interacting protein 1; PDIP1; PP
Observed Band	300kD
Cell Pathway	Nucleus .
Tissue Specificity	Expressed in various tissues including heart, pancreas, skeletal muscle, colon, spleen, liver, kidney, lung, peripheral blood and placenta.
Function	caution:PubMed:12189208 experiments have been carried out partly in rat and partly in human.,domain:Contains 5 Leu-Xaa-Xaa-Leu-Leu (LXXLL) motifs. These motifs are not required for interaction with PPARG.,function:Helicase that acts as a transcriptional coactivator for a number of nuclear receptors including PPARA, PPARG, THRA, THRB and RXRA.,similarity:Belongs to the DNA2/NAM7 helicase family.,similarity:Contains 1 C2H2-type zinc finger.,subunit:Interacts with PPARA, ESR1, THRB and RXRA. It is probably part of the peroxisome proliferator

Nanjing BYabscience technology Co.,Ltd



activated receptor alpha interacting complex (PRIC). Also interacts with the DNA-binding domain of PPARG.,tissue specificity:Expressed in various tissues including heart, pancreas, skeletal muscle, colon, spleen, liver, kidney, lung, peripheral blood and placenta.,

Background

The protein encoded by this gene is a nuclear transcriptional co-activator for peroxisome proliferator activated receptor alpha. The encoded protein contains a zinc finger and is a helicase that appears to be part of the peroxisome proliferator activated receptor alpha interacting complex. This gene is a member of the DNA2/NAM7 helicase gene family. Alternatively spliced transcript variants encoding different isoforms have been found for this gene. [provided by RefSeq, Jul 2008],

matters needing attention

Avoid repeated freezing and thawing!

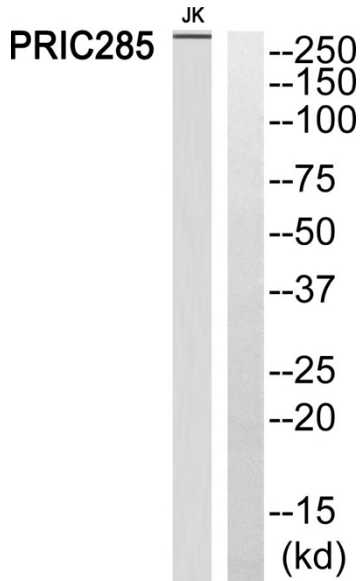
Usage suggestions

This product can be used in immunological reaction related experiments. For more information, please consult technical personnel.

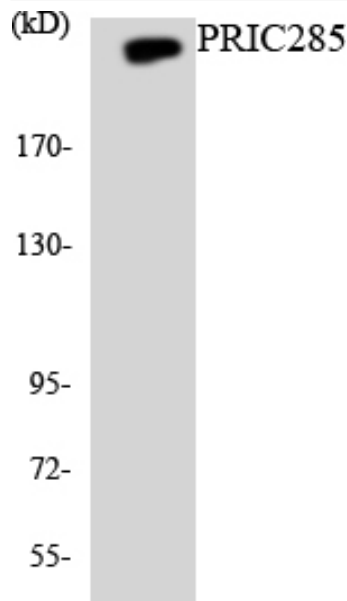
Nanjing BYabscience technology Co.,Ltd



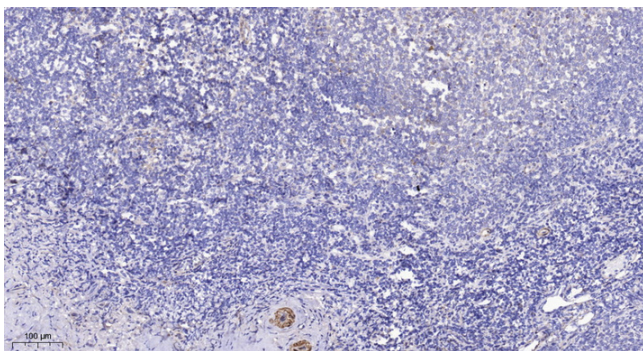
Products Images



Western blot analysis of PRIC285 Antibody. The lane on the right is blocked with the PRIC285 peptide.



Western blot analysis of the lysates from HT-29 cells using PRIC285 antibody.



Immunohistochemical analysis of paraffin-embedded human tonsil. 1, Antibody was diluted at 1:200(4° overnight). 2, Tris-EDTA,pH9.0 was used for antigen retrieval. 3,Secondary antibody was diluted at 1:200(room temperature, 45min).

Nanjing BYabscience technology Co.,Ltd