



PCAF Polyclonal Antibody

Catalog No	BYab-01934
Isotype	IgG
Reactivity	Human;Mouse;Rat
Applications	WB;IHC;IF;ELISA
Gene Name	KAT2B
Protein Name	Histone acetyltransferase KAT2B
Immunogen	The antiserum was produced against synthesized peptide derived from human p300/CBP. AA range:783-832
Specificity	PCAF Polyclonal Antibody detects endogenous levels of PCAF protein.
Formulation	Liquid in PBS containing 50% glycerol, 0.5% BSA and 0.02% sodium azide.
Source	Polyclonal, Rabbit,IgG
Purification	The antibody was affinity-purified from rabbit antiserum by affinity-chromatography using epitope-specific immunogen.
Dilution	WB: 1/500 - 1/2000. IHC: 1/100 - 1/300. ELISA: 1/10000.. IF 1:50-200
Concentration	1 mg/ml
Purity	≥90%
Storage Stability	-20°C/1 year
Synonyms	KAT2B; PCAF; Histone acetyltransferase KAT2B; Histone acetyltransferase PCAF; Histone acetylase PCAF; Lysine acetyltransferase 2B; P300/CBP-associated factor; P/CAF
Observed Band	93kD
Cell Pathway	Nucleus . Cytoplasm, cytoskeleton, microtubule organizing center, centrosome . Cytoplasm . Mainly localizes to the nucleus. Also localizes to centrosomes in late G1 and around the G1/S transition, coinciding with the onset of centriole formation. Subcellular location may vary depending upon cell differentiation state. Cytoplasmic at the very stages of keratinocyte differentiation, becomes nuclear at later differentiation stages. Cytoplasmic in basal epithelial cells (undifferentiated cells) and nuclear in parabasal cells (differentiated cells) (PubMed:20940255). .
Tissue Specificity	Ubiquitously expressed but most abundant in heart and skeletal muscle. Also expressed in the skin, in keratinocytes (at protein level) (PubMed:20940255).
Function	chromatin organization, chromatin remodeling, transcription, regulation of transcription, DNA-dependent, protein amino acid acetylation, N-terminal protein amino acid acetylation, cell cycle, cell cycle arrest, negative regulation of cell

Nanjing BYabscience technology Co.,Ltd



proliferation, response to endogenous stimulus, response to hormone stimulus, response to organic substance, chromatin modification, covalent chromatin modification, histone modification, histone acetylation, N-terminal peptidyl-lysine acetylation, peptidyl-lysine modification, peptidyl-lysine acetylation, cell cycle process, N-terminal protein amino acid modification, response to insulin stimulus, cellular response to insulin stimulus, cellular response to hormone stimulus, regulation of cell proliferation, response to peptide hormone stimulus, protein amino acid acylation, regulation of transcription, regulation of RNA metabolic process, chromosome orga

Background

CBP and p300 are large nuclear proteins that bind to many sequence-specific factors involved in cell growth and/or differentiation, including c-jun and the adenoviral oncoprotein E1A. The protein encoded by this gene associates with p300/CBP. It has in vitro and in vivo binding activity with CBP and p300, and competes with E1A for binding sites in p300/CBP. It has histone acetyl transferase activity with core histones and nucleosome core particles, indicating that this protein plays a direct role in transcriptional regulation. [provided by RefSeq, Jul 2008],

matters needing attention

Avoid repeated freezing and thawing!


Usage suggestions

This product can be used in immunological reaction related experiments. For more information, please consult technical personnel.

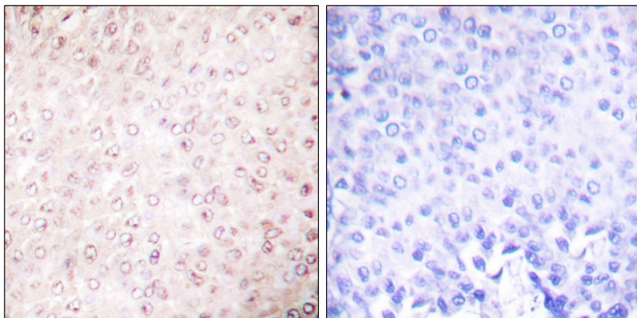
Nanjing BYabscience technology Co.,Ltd



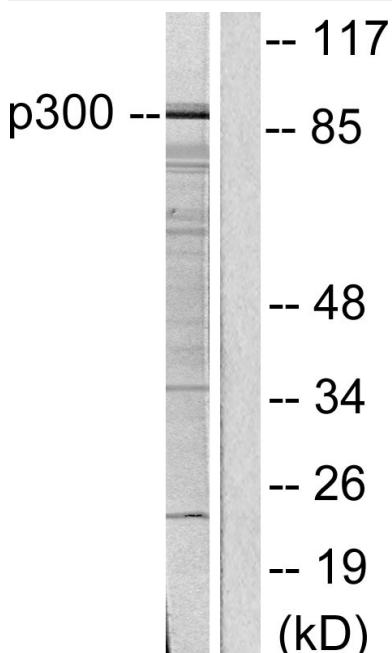
Products Images



Western Blot analysis of various cells using PCAF Polyclonal Antibody cells nucleus extracted by Minute TM Cytoplasmic and Nuclear Fractionation kit (SC-003, Inventbiotech, MN, USA).



Immunohistochemistry analysis of paraffin-embedded human breast carcinoma tissue, using p300/CBP Antibody. The picture on the right is blocked with the synthesized peptide.



Western blot analysis of lysates from COLO205 cells, using p300/CBP Antibody. The lane on the right is blocked with the synthesized peptide.

Nanjing BYabscience technology Co.,Ltd



Nanjing BYabscience technology Co.,Ltd

网址: www.njbybio.com

官方热线: 025-5229-8998

监督电话: 15950492658