



hnRNP L Polyclonal Antibody

Catalog No	BYab-01809
Isotype	IgG
Reactivity	Human;Mouse
Applications	WB;IHC;IF;ELISA
Gene Name	HNRNPL
Protein Name	Heterogeneous nuclear ribonucleoprotein L
Immunogen	The antiserum was produced against synthesized peptide derived from human hnRNP L. AA range:61-110
Specificity	hnRNP L Polyclonal Antibody detects endogenous levels of hnRNP L protein.
Formulation	Liquid in PBS containing 50% glycerol, 0.5% BSA and 0.02% sodium azide.
Source	Polyclonal, Rabbit,IgG
Purification	The antibody was affinity-purified from rabbit antiserum by affinity-chromatography using epitope-specific immunogen.
Dilution	Western Blot: 1/500 - 1/2000. Immunohistochemistry: 1/100 - 1/300. Immunofluorescence: 1/200 - 1/1000. ELISA: 1/20000. Not yet tested in other applications.
Concentration	1 mg/ml
Purity	≥90%
Storage Stability	-20°C/1 year
Synonyms	HNRNPL; HNRPL; P/OKcl.14; Heterogeneous nuclear ribonucleoprotein L; hnRNP L
Observed Band	60kD
Cell Pathway	Nucleus, nucleoplasm . Cytoplasm . Localized in cytoplasmic mRNP granules containing untranslated mRNAs. These granules are not identical with P bodies or stress granules. .
Tissue Specificity	Brain,Cajal-Retzius cell,Fetal brain cortex,Keratinocyte,Pa
Function	function:This protein is a component of the heterogeneous nuclear ribonucleoprotein (hnRNP) complexes which provide the substrate for the processing events that pre-mRNAs undergo before becoming functional, translatable mRNAs in the cytoplasm. L is associated with most nascent transcripts including those of the landmark giant loops of amphibian lampbrush chromosomes.,PTM:Several isoelectric forms of the L protein are probably the results of post-translational modifications.,similarity:Contains 3 RRM (RNA recognition motif) domains.,

Nanjing BYabscience technology Co.,Ltd



Background

Heterogeneous nuclear RNAs (hnRNAs) which include mRNA precursors and mature mRNAs are associated with specific proteins to form heterogenous ribonucleoprotein (hnRNP) complexes. Heterogeneous nuclear ribonucleoprotein L is among the proteins that are stably associated with hnRNP complexes and along with other hnRNP proteins is likely to play a major role in the formation, packaging, processing, and function of mRNA. Heterogeneous nuclear ribonucleoprotein L is present in the nucleoplasm as part of the HNRP complex. HNRP proteins have also been identified outside of the nucleoplasm. Exchange of hnRNP for mRNA-binding proteins accompanies transport of mRNA from the nucleus to the cytoplasm. Since HNRP proteins have been shown to shuttle between the nucleus and the cytoplasm, it is possible that they also have cytoplasmic functions. Two transcript variants encoding different is

matters needing attention

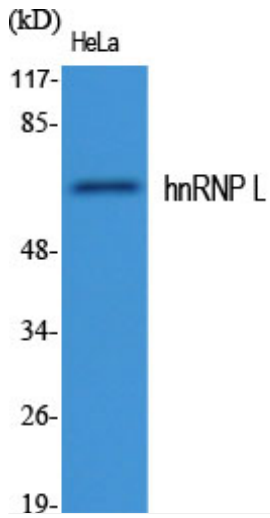
Avoid repeated freezing and thawing!

Usage suggestions

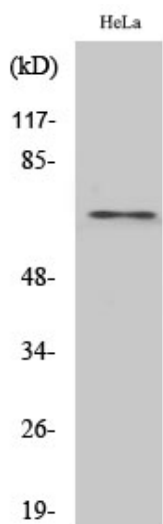
This product can be used in immunological reaction related experiments. For more information, please consult technical personnel.



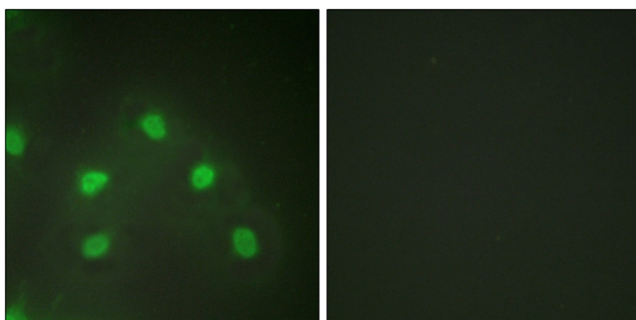
Products Images



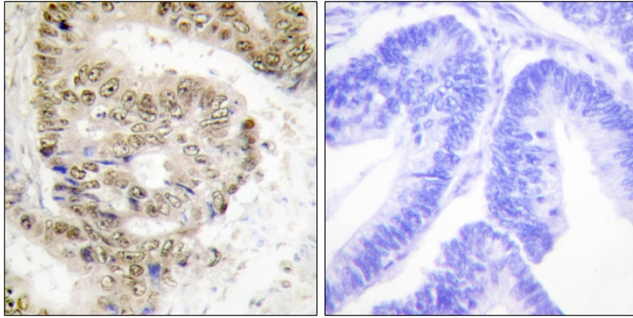
Western Blot analysis of various cells using hnRNP L Polyclonal Antibody cells nucleus extracted by Minute TM Cytoplasmic and Nuclear Fractionation kit (SC-003, Inventbiotech, MN, USA).



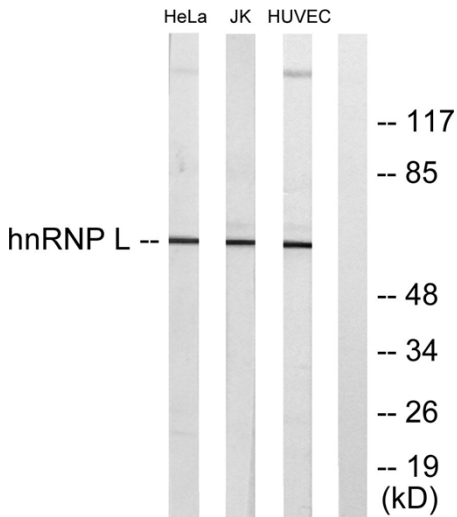
Western Blot analysis of HuvEc cells using hnRNP L Polyclonal Antibody cells nucleus extracted by Minute TM Cytoplasmic and Nuclear Fractionation kit (SC-003, Inventbiotech, MN, USA).



Immunofluorescence analysis of HeLa cells, using hnRNP L Antibody. The picture on the right is blocked with the synthesized peptide.



Immunohistochemistry analysis of paraffin-embedded human colon carcinoma tissue, using hnRNP L Antibody. The picture on the right is blocked with the synthesized peptide.



Western blot analysis of lysates from HeLa, Jurkat, and HUVEC cells, using hnRNP L Antibody. The lane on the right is blocked with the synthesized peptide.