



HNF-4 α/γ Polyclonal Antibody

Catalog No	BYab-01797
Isotype	IgG
Reactivity	Human;Mouse;Rat
Applications	WB;IHC;IF;ELISA
Gene Name	HNF4A/HNF4G
Protein Name	Hepatocyte nuclear factor 4-alpha/gamma
Immunogen	The antiserum was produced against synthesized peptide derived from human HNF4 alpha/gamma. AA range:91-140
Specificity	HNF-4 α/γ Polyclonal Antibody detects endogenous levels of HNF-4 α/γ protein.
Formulation	Liquid in PBS containing 50% glycerol, 0.5% BSA and 0.02% sodium azide.
Source	Polyclonal, Rabbit,IgG
Purification	The antibody was affinity-purified from rabbit antiserum by affinity-chromatography using epitope-specific immunogen.
Dilution	WB: 1/500 - 1/2000. IHC: 1/100 - 1/300. ELISA: 1/20000.. IF 1:50-200
Concentration	1 mg/ml
Purity	≥90%
Storage Stability	-20°C/1 year
Synonyms	HNF4A; HNF4; NR2A1; TCF14; Hepatocyte nuclear factor 4-alpha; HNF-4-alpha; Nuclear receptor subfamily 2 group A member 1; Transcription factor 14; TCF-14; Transcription factor HNF-4; HNF4G; NR2A2; Hepatocyte nuclear factor 4-gamma; HNF-4-ga
Observed Band	52kD
Cell Pathway	Nucleus.
Tissue Specificity	Kidney,Liver,
Function	alternative products:Additional isoforms seem to exist,disease:Defects in HNF4A are the cause of maturity onset diabetes of the young type 1 (MODY1) [MIM:125850]; also shortened MODY-1. MODY [MIM:606391] is a form of diabetes that is characterized by an autosomal dominant mode of inheritance, onset in childhood or early adulthood (usually before 25 years of age) and a primary defect in insulin secretion. The clinical phenotype of MODY1 is characterized by severe insulin secretory defects, and by major hyperglycemia

Nanjing BYabscience technology Co.,Ltd



associated with microvascular complications.,function:Transcriptionally controlled transcription factor. Binds to DNA sites required for the transcription of alpha 1-antitrypsin, apolipoprotein CIII, transthyretin genes and HNF1-alpha. May be essential for development of the liver, kidney and intestine.,miscellaneous:Binds fatty acids.,online information:Hepatocyte nuclear fac

Background

The protein encoded by this gene is a nuclear transcription factor which binds DNA as a homodimer. The encoded protein controls the expression of several genes, including hepatocyte nuclear factor 1 alpha, a transcription factor which regulates the expression of several hepatic genes. This gene may play a role in development of the liver, kidney, and intestines. Mutations in this gene have been associated with monogenic autosomal dominant non-insulin-dependent diabetes mellitus type I. Alternative splicing of this gene results in multiple transcript variants encoding several different isoforms. [provided by RefSeq, Apr 2012],

matters needing attention

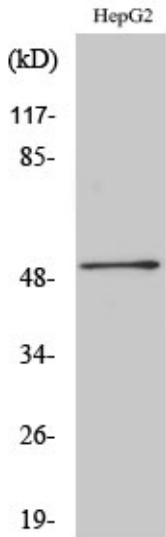
Avoid repeated freezing and thawing!

Usage suggestions

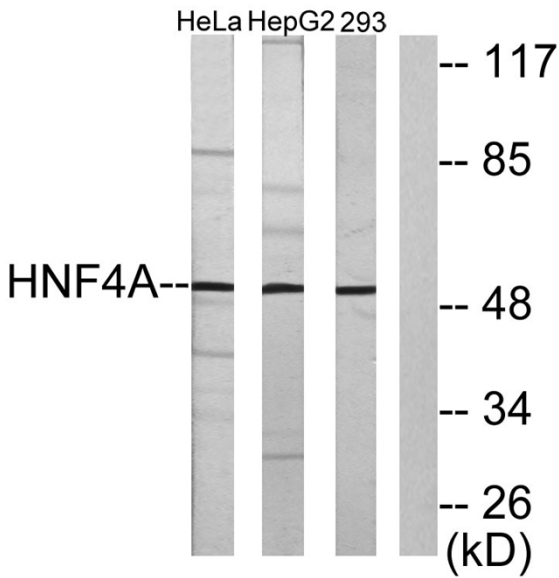
This product can be used in immunological reaction related experiments. For more information, please consult technical personnel.



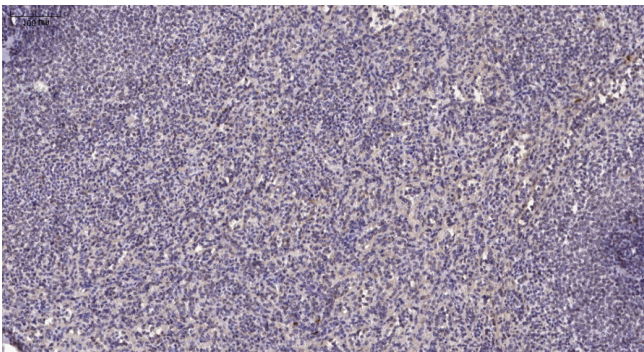
Products Images



Western Blot analysis of various cells using HNF-4 α / γ Polyclonal Antibody



Western blot analysis of lysates from HepG2, HeLa, and 293 cells, using HNF4 alpha/gamma Antibody. The lane on the right is blocked with the synthesized peptide.



Immunohistochemical analysis of paraffin-embedded human spleen. 1, Tris-EDTA, pH9.0 was used for antigen retrieval. 2 Antibody was diluted at 1:200(4° overnight). 3, Secondary antibody was diluted at 1:200(room temperature, 45min).

Nanjing BYabscience technology Co.,Ltd