



Histone deacetylase 10 Polyclonal Antibody

Catalog No	BYab-01781
Isotype	IgG
Reactivity	Human;Mouse;Rat;Monkey
Applications	WB;IHC;IF;ELISA
Gene Name	HDAC10
Protein Name	Histone deacetylase 10
Immunogen	The antiserum was produced against synthesized peptide derived from human HDAC10. AA range:10-59
Specificity	Histone deacetylase 10 Polyclonal Antibody detects endogenous levels of Histone deacetylase 10 protein.
Formulation	Liquid in PBS containing 50% glycerol, 0.5% BSA and 0.02% sodium azide.
Source	Polyclonal, Rabbit,IgG
Purification	The antibody was affinity-purified from rabbit antiserum by affinity-chromatography using epitope-specific immunogen.
Dilution	WB: 1/500 - 1/2000. IHC: 1/100 - 1/300. ELISA: 1/10000.. IF 1:50-200
Concentration	1 mg/ml
Purity	≥90%
Storage Stability	-20°C/1 year
Synonyms	HDAC10; Histone deacetylase 10; HD10
Observed Band	75kD
Cell Pathway	Cytoplasm . Nucleus . Excluded from nucleoli. .
Tissue Specificity	Widely expressed with high levels in liver and kidney.
Function	<p>catalytic activity:Hydrolysis of an N(6)-acetyl-lysine residue of a histone to yield a deacetylated histone.,function:Responsible for the deacetylation of lysine residues on the N-terminal part of the core histones (H2A, H2B, H3 and H4). Histone deacetylation gives a tag for epigenetic repression and plays an important role in transcriptional regulation, cell cycle progression and developmental events. Histone deacetylases act via the formation of large multiprotein complexes.,similarity:Belongs to the histone deacetylase family. Type 2 subfamily.,subcellular location:Excluded from the nucleoli.,subunit:Interacts with HDAC2, HDAC3 and NCOR2.,tissue specificity:Ubiquitous. High expression in liver, spleen, pancreas and kidney.,</p>

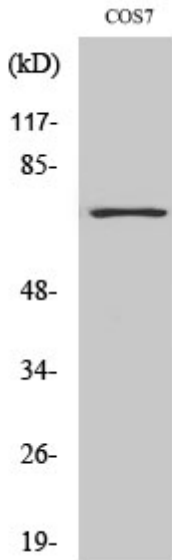
Nanjing BYabscience technology Co.,Ltd



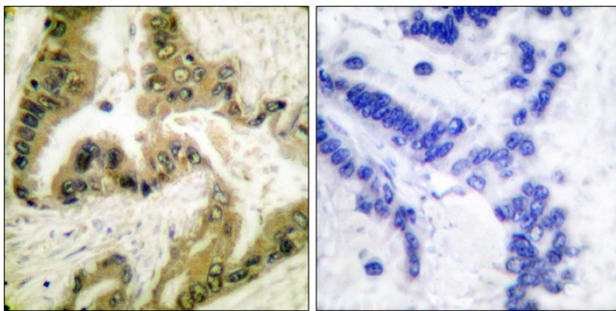
Background	The protein encoded by this gene belongs to the histone deacetylase family, members of which deacetylate lysine residues on the N-terminal part of the core histones. Histone deacetylation modulates chromatin structure, and plays an important role in transcriptional regulation, cell cycle progression, and developmental events. Alternatively spliced transcript variants encoding different isoforms have been found for this gene. [provided by RefSeq, Aug 2011],
matters needing attention	Avoid repeated freezing and thawing!
Usage suggestions	This product can be used in immunological reaction related experiments. For more information, please consult technical personnel.



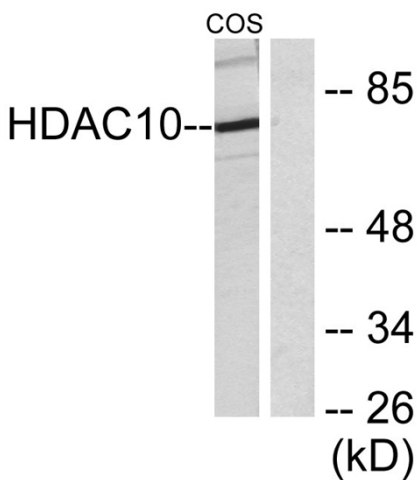
Products Images



Western Blot analysis of various cells using Histone deacetylase 10 Polyclonal Antibody diluted at 1:1000



Immunohistochemistry analysis of paraffin-embedded human lung carcinoma tissue, using HDAC10 Antibody. The picture on the right is blocked with the synthesized peptide.



Western blot analysis of lysates from COS7 cells, using HDAC10 Antibody. The lane on the right is blocked with the synthesized peptide.

Nanjing BYabscience technology Co.,Ltd