



DHHC-9 Polyclonal Antibody

Catalog No	BYab-01653
Isotype	IgG
Reactivity	Human;Mouse;Rat
Applications	WB;IHC;IF;ELISA
Gene Name	ZDHHC9
Protein Name	Palmitoyltransferase ZDHHC9
Immunogen	The antiserum was produced against synthesized peptide derived from human ZDHHC9. AA range:315-364
Specificity	DHHC-9 Polyclonal Antibody detects endogenous levels of DHHC-9 protein.
Formulation	Liquid in PBS containing 50% glycerol, 0.5% BSA and 0.02% sodium azide.
Source	Polyclonal, Rabbit,IgG
Purification	The antibody was affinity-purified from rabbit antiserum by affinity-chromatography using epitope-specific immunogen.
Dilution	WB: 1/500 - 1/2000. IHC: 1/100 - 1/300. ELISA: 1/40000.. IF 1:50-200
Concentration	1 mg/ml
Purity	≥90%
Storage Stability	-20°C/1 year
Synonyms	ZDHHC9; CXorf11; ZDHHC10; ZNF379; ZNF380; CGI-89; Palmitoyltransferase ZDHHC9; Zinc finger DHHC domain-containing protein 9; DHHC-9; DHHC9; Zinc finger protein 379; Zinc finger protein 380
Observed Band	41kD
Cell Pathway	Endoplasmic reticulum membrane ; Multi-pass membrane protein . Golgi apparatus membrane ; Multi-pass membrane protein .
Tissue Specificity	Highly expressed in kidney, skeletal muscle, brain, lung and liver. Absent in thymus, spleen and leukocytes.
Function	catalytic activity:Palmitoyl-CoA + protein-cysteine = S-palmitoyl protein + CoA.,domain:The DHHC domain is required for palmitoyltransferase activity.,function:The ZDHHC9-GOLGA7 complex is a palmitoyltransferase specific for HRAS and NRAS.,similarity:Belongs to the DHHC palmitoyltransferase family. ERF2/ZDHHC9 subfamily.,similarity:Contains 1 DHHC-type zinc finger.,subunit:Interacts with GOLGA7.,tissue specificity:Highly expressed in kidney, skeletal muscle, brain, lung and liver. Absent in thymus, spleen and leukocytes.,

Nanjing BYabscience technology Co.,Ltd



Background

This gene encodes an integral membrane protein that is a member of the zinc finger DHHC domain-containing protein family. The encoded protein forms a complex with golgin subfamily A member 7 and functions as a palmitoyltransferase. This protein specifically palmitoylates HRAS and NRAS. Mutations in this gene are associated with X-linked mental retardation. Alternate splicing results in multiple transcript variants that encode the same protein.[provided by RefSeq, May 2010],

matters needing attention

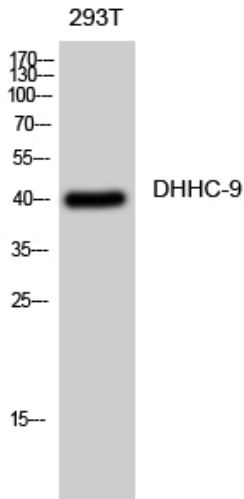
Avoid repeated freezing and thawing!

Usage suggestions

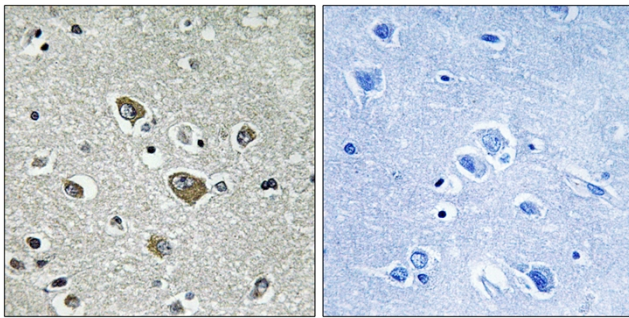
This product can be used in immunological reaction related experiments. For more information, please consult technical personnel.



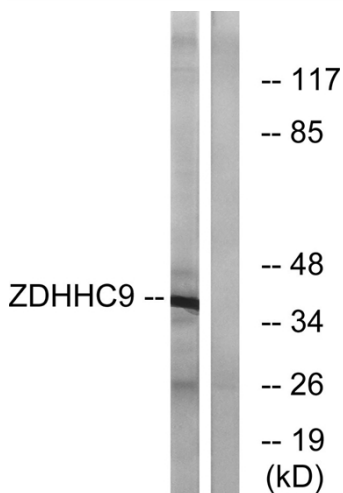
Products Images



Western Blot analysis of 293T cells using DHHC-9 Polyclonal Antibody diluted at 1:1000



Immunohistochemistry analysis of paraffin-embedded human brain tissue, using ZDHHC9 Antibody. The picture on the right is blocked with the synthesized peptide.



Western blot analysis of lysates from COLO cells, using ZDHHC9 Antibody. The lane on the right is blocked with the synthesized peptide.