



AK6 Polyclonal Antibody

Catalog No	BYab-01525
Isotype	IgG
Reactivity	Human;Mouse;Rat
Applications	WB;IHC;IF;ELISA
Gene Name	
Protein Name	Adenylate kinase isoenzyme 6
Immunogen	The antiserum was produced against synthesized peptide derived from human KAD6. AA range:11-60
Specificity	AK6 Polyclonal Antibody detects endogenous levels of AK6 protein.
Formulation	Liquid in PBS containing 50% glycerol, 0.5% BSA and 0.02% sodium azide.
Source	Polyclonal, Rabbit,IgG
Purification	The antibody was affinity-purified from rabbit antiserum by affinity-chromatography using epitope-specific immunogen.
Dilution	Western Blot: 1/500 - 1/2000. Immunohistochemistry: 1/100 - 1/300. Immunofluorescence: 1/200 - 1/1000. ELISA: 1/20000. Not yet tested in other applications.
Concentration	1 mg/ml
Purity	≥90%
Storage Stability	-20°C/1 year
Synonyms	TAF9; AK6; CINAP; AD-004; CGI-137; Adenylate kinase isoenzyme 6; ATP-AMP transphosphorylase 6; Coilin-interacting nuclear ATPase protein; hCINAP
Observed Band	20kD
Cell Pathway	Nucleus, nucleoplasm. Nucleus, Cajal body. Displays widespread diffuse nucleoplasmic distribution but not detected in nucleoli. Detected in Cajal bodies but not in all cells.
Tissue Specificity	Expressed in heart, brain, placenta, lung, liver, skeletal muscle, kidney, pancreas, chorionic villi and the central nervous system.
Function	regulation of cell growth, chromatin organization, transcription, transcription, DNA-dependent, transcription initiation, RNA elongation, regulation of transcription, DNA-dependent, regulation of transcription from RNA polymerase II promoter, transcription from RNA polymerase II promoter, transcription initiation from RNA polymerase II promoter, RNA elongation from RNA polymerase II promoter, protein complex assembly, protein amino acid acetylation, regulation of cell size, positive regulation of biosynthetic process, regulation of catabolic process, negative regulation of catabolic process, response to organic

Nanjing BYabscience technology Co.,Ltd



substance, regulation of specific transcription from RNA polymerase II promoter, positive regulation of specific transcription from RNA polymerase II promoter, positive regulation of macromolecule biosynthetic process, positive regulation of macromolecule metabolic process, negative

Background

adenylate kinase 6(AK6) Homo sapiens This gene encodes a protein that belongs to the adenylate kinase family of enzymes. The protein has a nuclear localization and contains Walker A (P-loop) and Walker B motifs and a metal-coordinating residue. The protein may be involved in regulation of Cajal body formation. In human, AK6 and TAF9 (GeneID: 6880) are two distinct genes that share 5' exons. Alternative splicing results in multiple transcript variants. [provided by RefSeq, Sep 2013],

matters needing attention

Avoid repeated freezing and thawing!


Usage suggestions

This product can be used in immunological reaction related experiments. For more information, please consult technical personnel.

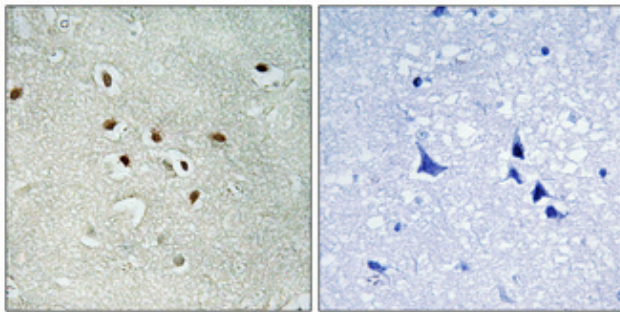
Nanjing BYabscience technology Co.,Ltd



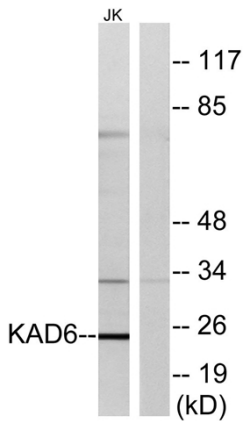
Products Images



Western Blot analysis of various cells using AK6 Polyclonal Antibody



Immunohistochemical analysis of paraffin-embedded Human brain. Antibody was diluted at 1:100(4° overnight). High-pressure and temperature Tris-EDTA, pH8.0 was used for antigen retrieval. Negative control (right) obtained from antibody was pre-absorbed by immunogen peptide.



Western blot analysis of lysates from Jurkat cells, using KAD6 Antibody. The lane on the right is blocked with the synthesized peptide.