



ADNP Polyclonal Antibody

Catalog No	BYab-01520
Isotype	IgG
Reactivity	Human;Mouse
Applications	WB;IHC;IF;ELISA
Gene Name	ADNP
Protein Name	Activity-dependent neuroprotector homeobox protein
Immunogen	The antiserum was produced against synthesized peptide derived from human ADNP. AA range:111-160
Specificity	ADNP Polyclonal Antibody detects endogenous levels of ADNP protein.
Formulation	Liquid in PBS containing 50% glycerol, 0.5% BSA and 0.02% sodium azide.
Source	Polyclonal, Rabbit,IgG
Purification	The antibody was affinity-purified from rabbit antiserum by affinity-chromatography using epitope-specific immunogen.
Dilution	WB: 1/500 - 1/2000. IHC: 1/100 - 1/300. ELISA: 1/5000.. IF 1:50-200
Concentration	1 mg/ml
Purity	≥90%
Storage Stability	-20°C/1 year
Synonyms	ADNP; ADNP1; KIAA0784; Activity-dependent neuroprotector homeobox protein; Activity-dependent neuroprotective protein
Observed Band	124kD
Cell Pathway	Nucleus .
Tissue Specificity	Widely expressed. Strong expression in heart, skeletal muscle, kidney and placenta. In brain, expression is stronger in the cerebellum and cortex regions. No expression detected in the colon. Strong increase of expression in colon and breast cancer tissues.
Function	function:Potential transcription factor. May mediate some of the neuroprotective peptide VIP-associated effects involving normal growth and cancer proliferation.,PTM:Phosphorylated upon DNA damage, probably by ATM or ATR.,similarity:Contains 1 homeobox DNA-binding domain.,similarity:Contains 9 C2H2-type zinc fingers.,tissue specificity:Widely expressed. Strong expression in heart, skeletal muscle, kidney and placenta. In brain, expression is stronger in the cerebellum and cortex regions. No expression detected in the colon. Strong increase of expression in colon and breast cancer tissues.,

Nanjing BYabscience technology Co.,Ltd



Background

Vasoactive intestinal peptide is a neuroprotective factor that has a stimulatory effect on the growth of some tumor cells and an inhibitory effect on others. This gene encodes a protein that is upregulated by vasoactive intestinal peptide and may be involved in its stimulatory effect on certain tumor cells. The encoded protein contains one homeobox and nine zinc finger domains, suggesting that it functions as a transcription factor. This gene is also upregulated in normal proliferative tissues. Finally, the encoded protein may increase the viability of certain cell types through modulation of p53 activity. Alternatively spliced transcript variants encoding the same protein have been described. [provided by RefSeq, Jul 2008],


matters needing attention

Avoid repeated freezing and thawing!

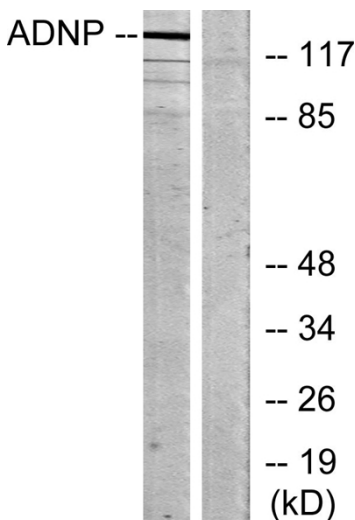
Usage suggestions

This product can be used in immunological reaction related experiments. For more information, please consult technical personnel.

Products Images




Western Blot analysis of LOVO cells using ADNP Polyclonal Antibody cells nucleus extracted by Minute TM Cytoplasmic and Nuclear Fractionation kit (SC-003, Inventbiotech, MN, USA).

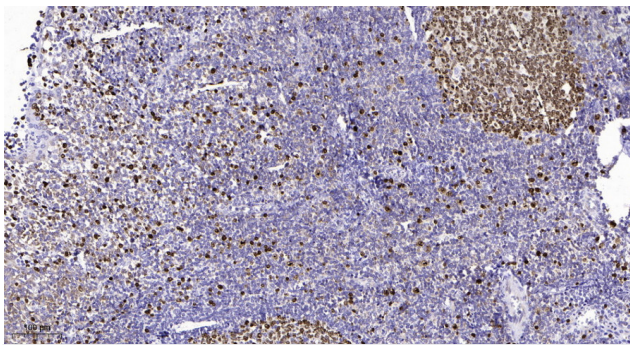


Western blot analysis of lysates from LOVO cells, using ADNP Antibody. The lane on the right is blocked with the synthesized peptide.

Nanjing BYabscience technology Co.,Ltd



Western blot analysis of the lysates from K562 cells using ADNP antibody.



Immunohistochemical analysis of paraffin-embedded human tonsil. 1, Antibody was diluted at 1:200(4° overnight). 2, Tris-EDTA,pH9.0 was used for antigen retrieval. 3,Secondary antibody was diluted at 1:200(room temperature, 45min).