



CHD3(C-term) mouse mAb

Catalog No	BYab-01075
Isotype	IgG
Reactivity	Human;Mouse;Rat
Applications	WB;ICC;IP
Gene Name	chd3
Protein Name	
Immunogen	Purified recombinant human CHD3 (C-terminus) protein fragments expressed in E.coli.
Specificity	This antibody detects endogenous levels of CHD3 (C-terminus) and does not cross-react with related proteins.
Formulation	Liquid in PBS containing 50% glycerol, 0.5% BSA and 0.02% sodium azide.
Source	Monoclonal, Mouse
Purification	The antibody was affinity-purified from mouse ascites by affinity-chromatography using epitope-specific immunogen.
Dilution	wb 1:1000 icc 1:400
Concentration	1 mg/ml
Purity	≥90%
Storage Stability	-20°C/1 year
Synonyms	226;2600010P09Rik;AF020312;ATP dependent helicase CHD3;ATP-dependent helicase Chd3;CHD-3;Chd3;CHD3_HUMAN;Chd7;Chromodomain-helicase-DNA-binding protein 3;hZFH;MGC40857;Mi 2 autoantigen 240 kDa protein;Mi 2a;Mi-2 autoantigen 240 kDa protein;Mi2 ALPHA;Mi2-alpha; Prp7;Prp9 1;ZFH;Zinc finger helicase;zinc-finger helicase (Snf2-like).
Observed Band	260kD
Cell Pathway	Nucleus, PML body . Nucleus . Cytoplasm, cytoskeleton, microtubule organizing center, centrosome . Associates with centrosomes in interphase and mitosis. .
Tissue Specificity	Widely expressed.
Function	disease:One of the main antigens reacting with anti-MI-2 positive sera of dermatomyositis.,function:Probable transcription regulator.,sequence caution:Differs from position 1967 onward for unknown reasons.,similarity:Belongs to the SNF2/RAD54 helicase

Nanjing BYabscience technology Co.,Ltd



family.,similarity:Contains 1 helicase ATP-binding domain.,similarity:Contains 1 helicase C-terminal domain.,similarity:Contains 2 chromo domains.,similarity:Contains 2 PHD-type zinc fingers.,subunit:Central component of the nucleosome remodeling and histone deacetylase (NuRD) repressive complex. Interacts with TRIM28 and SERBP1. Interacts via its C-terminal region with HBP4.,tissue specificity:Widely expressed.,

Background

This gene encodes a member of the CHD family of proteins which are characterized by the presence of chromo (chromatin organization modifier) domains and SNF2-related helicase/ATPase domains. This protein is one of the components of a histone deacetylase complex referred to as the Mi-2/NuRD complex which participates in the remodeling of chromatin by deacetylating histones. Chromatin remodeling is essential for many processes including transcription. Autoantibodies against this protein are found in a subset of patients with dermatomyositis. Three alternatively spliced transcripts encoding different isoforms have been described. [provided by RefSeq, Jul 2008],

matters needing attention

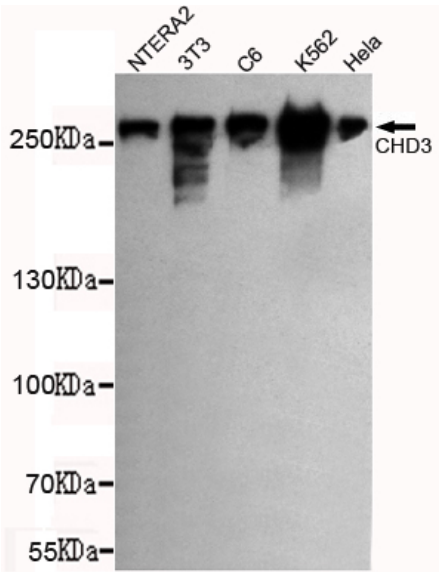
Avoid repeated freezing and thawing!

Usage suggestions

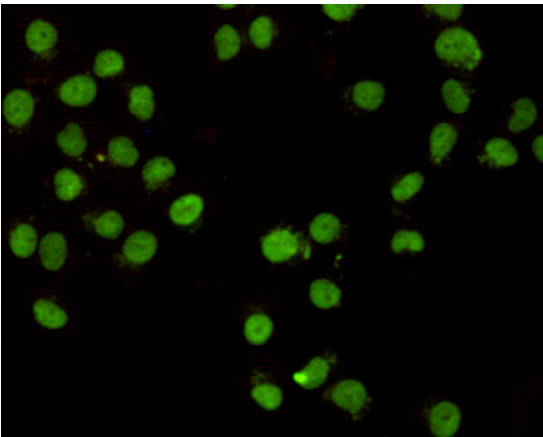
This product can be used in immunological reaction related experiments. For more information, please consult technical personnel.



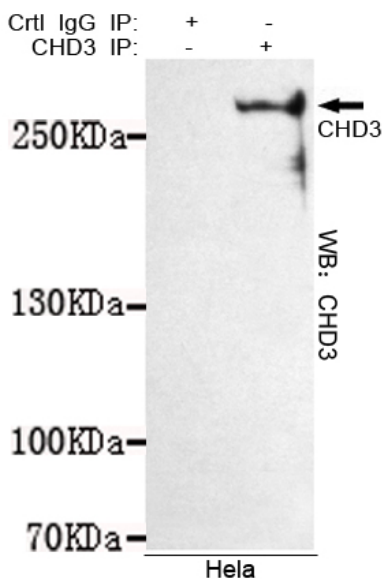
Products Images



Western blot detection of CHD3 (C-terminus) in NTERA2,3T3,C6,K562 and HeLa cell lysates using CHD3 (C-terminus) mouse mAb (1:1000 diluted). Predicted band size: 260KDa. Observed band size: 260KDa.



Immunocytochemistry staining of HeLa cells fixed with -20°C Methanol and using CHD3 (C-terminus) mouse mAb (dilution 1:400).



Immunoprecipitation analysis of HeLa cell lysates using CHD3 mouse mAb.

Nanjing BYabscience technology Co.,Ltd



Nanjing BYabscience technology Co.,Ltd

网址: www.njbybio.com

官方热线: 025-5229-8998

监督电话: 15950492658