



TH-POK Monoclonal Antibody

Catalog No	BYab-01028
Isotype	IgG
Reactivity	Human
Applications	WB;IHC;IF;ELISA
Gene Name	ZBTB7B
Protein Name	Zinc finger and BTB domain-containing protein 7B
Immunogen	Purified recombinant fragment of human TH-POK expressed in E. Coli.
Specificity	TH-POK Monoclonal Antibody detects endogenous levels of TH-POK protein.
Formulation	Ascitic fluid containing 0.03% sodium azide,0.5% BSA, 50%glycerol.
Source	Monoclonal, Mouse
Purification	Affinity purification
Dilution	Western Blot: 1/500 - 1/2000. Immunohistochemistry: 1/200 - 1/1000. Immunofluorescence: 1/200 - 1/1000. ELISA: 1/10000. Not yet tested in other applications.
Concentration	1 mg/ml
Purity	≥90%
Storage Stability	-20°C/1 year
Synonyms	ZBTB7B; ZBTB15; ZFP67; ZNF857B; Zinc finger and BTB domain-containing protein 7B; Krueppel-related zinc finger protein cKrox; hcKrox; T-helper-inducing POZ/Krueppel-like factor; Zinc finger and BTB domain-containing protein 15; Zinc finger
Observed Band	
Cell Pathway	Nucleus .
Tissue Specificity	Salivary gland,Skin fibroblast,Uterus,
Function	function:Transcription regulator that acts as a key regulator of lineage commitment of immature T-cell precursors. Necessary and sufficient for commitment of CD4 lineage, while its absence causes CD8 commitment. Development of immature T-cell precursors (thymocytes) to either the CD4 helper or CD8 killer T-cell lineages correlates precisely with their T-cell receptor specificity for major histocompatibility complex class II or class I molecules, respectively. Transcriptional repressor of the collagen COL1A1 and COL1A2 genes. May also function as a repressor of fibronectin and possibly other

Nanjing BYabscience technology Co.,Ltd



extracellular matrix genes.,similarity:Contains 1 BTB (POZ) domain.,similarity:Contains 4 C2H2-type zinc fingers.,

Background

This gene encodes a zinc finger-containing transcription factor that acts as a key regulator of lineage commitment of immature T-cell precursors. It is necessary and sufficient for commitment of CD4 lineage, while its absence causes CD8 commitment. It also functions as a transcriptional repressor of type I collagen genes. Alternatively spliced transcript variants have been found for this gene. [provided by RefSeq, Jan 2012],

matters needing attention

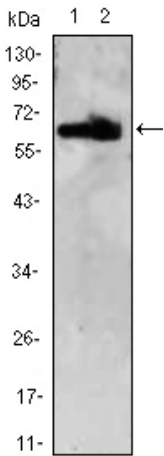
Avoid repeated freezing and thawing!

Usage suggestions

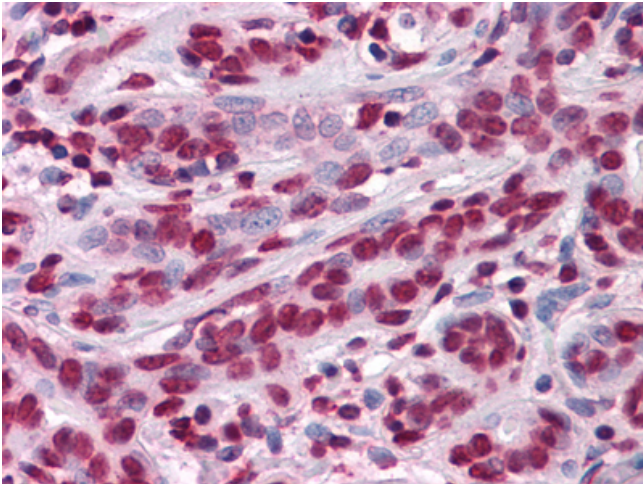
This product can be used in immunological reaction related experiments. For more information, please consult technical personnel.



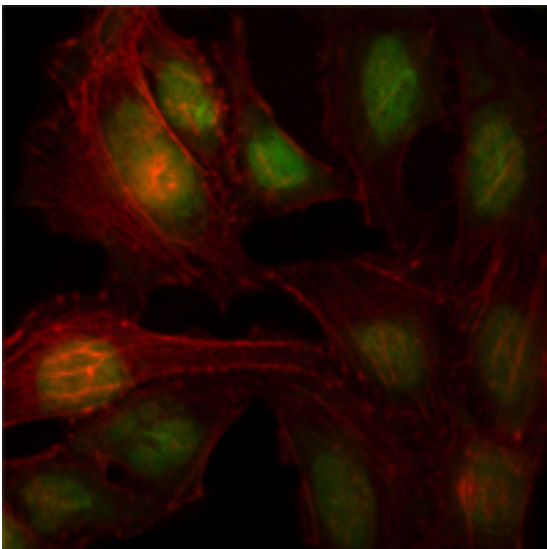
Products Images



Western Blot analysis using TH-POK Monoclonal Antibody against HEK293 (1,2) cell lysate.



Immunohistochemistry analysis of paraffin-embedded human Breast tissues with AEC staining using TH-POK Monoclonal Antibody.



Immunofluorescence analysis of Hela cells using TH-POK Monoclonal Antibody (green). Red: Actin filaments have been labeled with Alexa Fluor-555 phalloidin.

Nanjing BYabscience technology Co.,Ltd

网址: www.njbybio.com

官方热线: 025-5229-8998

监督电话: 15950492658