



NFκB-p105/p50 Monoclonal Antibody

Catalog No	BYab-01009
Isotype	IgG
Reactivity	Human
Applications	WB;IHC;IF;FCM;ELISA
Gene Name	NFKB1
Protein Name	Nuclear factor NF-kappa-B p108 subunit
Immunogen	Purified recombinant fragment of human NFκB-p105/p50 expressed in E. Coli.
Specificity	NFκB-p105/p50 Monoclonal Antibody detects endogenous levels of NFκB-p105/p50 protein.
Formulation	Ascitic fluid containing 0.03% sodium azide,0.5% BSA, 50%glycerol.
Source	Monoclonal, Mouse
Purification	Affinity purification
Dilution	WB: 1/500 - 1/2000. IHC: 1/200 - 1/1000. Flow cytometry: 1/200 - 1/400. ELISA: 1/10000.. IF 1:50-200
Concentration	1 mg/ml
Purity	≥90%
Storage Stability	-20°C/1 year
Synonyms	NFKB1; Nuclear factor NF-kappa-B p105 subunit; DNA-binding factor KBF1; EBP-1; Nuclear factor of kappa light polypeptide gene enhancer in B-cells 1
Observed Band	
Cell Pathway	Nucleus. Cytoplasm. Nuclear, but also found in the cytoplasm in an inactive form complexed to an inhibitor (I-kappa-B).
Tissue Specificity	Muscle,Rectum tumor,Uterus,
Function	domain:Glycine-rich region (GRR) appears to be a critical element in the generation of p50.,domain:The C-terminus of p105 might be involved in cytoplasmic retention, inhibition of DNA-binding, and transcription activation.,function:NF-kappa-B is a pleiotropic transcription factor which is present in almost all cell types and is involved in many biological processes such as inflammation, immunity, differentiation, cell growth, tumorigenesis and apoptosis. NF-kappa-B is a homo- or heterodimeric complex formed by the Rel-like domain-containing proteins RELA/p65, RELB, NFKB1/p105, NFKB1/p50, REL and NFKB2/p52 and the heterodimeric p65-p50 complex appears to be most abundant one. The dimers bind at kappa-B sites in the DNA of their target genes and the individual dimers have distinct preferences for different kappa-B sites that

Nanjing BYabscience technology Co.,Ltd



they can bind with distinguishable affinity and specificity. Diff

Background

nuclear factor kappa B subunit 1(NFKB1) Homo sapiens This gene encodes a 105 kD protein which can undergo cotranslational processing by the 26S proteasome to produce a 50 kD protein. The 105 kD protein is a Rel protein-specific transcription inhibitor and the 50 kD protein is a DNA binding subunit of the NF-kappa-B (NFKB) protein complex. NFKB is a transcription regulator that is activated by various intra- and extra-cellular stimuli such as cytokines, oxidant-free radicals, ultraviolet irradiation, and bacterial or viral products. Activated NFKB translocates into the nucleus and stimulates the expression of genes involved in a wide variety of biological functions. Inappropriate activation of NFKB has been associated with a number of inflammatory diseases while persistent inhibition of NFKB leads to inappropriate immune cell development or delayed cell growth. Alternative splicing results in multiple transcript variants encoding different isof

matters needing attention

Avoid repeated freezing and thawing!

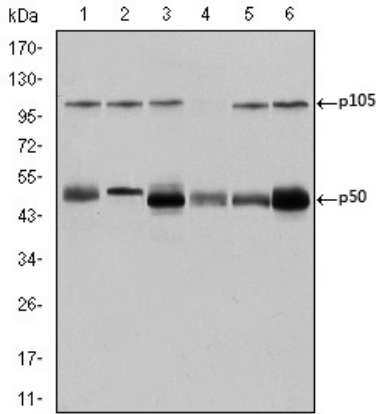
Usage suggestions

This product can be used in immunological reaction related experiments. For more information, please consult technical personnel.

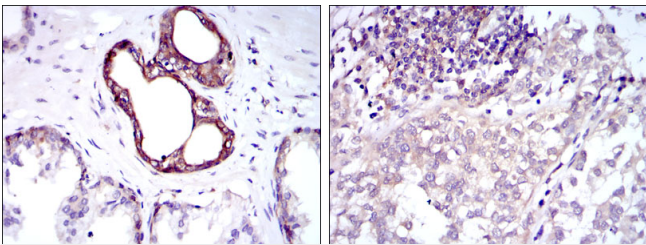
Nanjing BYabscience technology Co.,Ltd



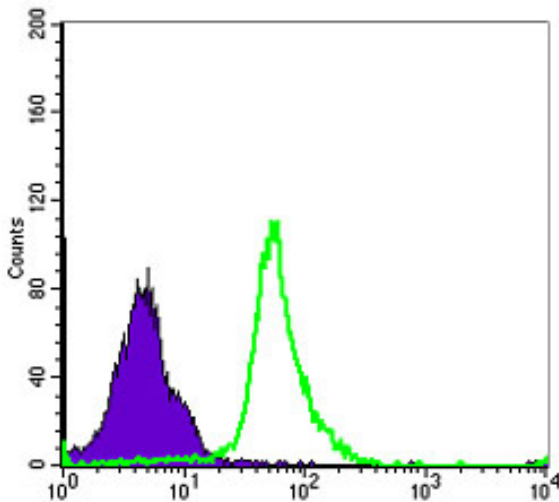
Products Images



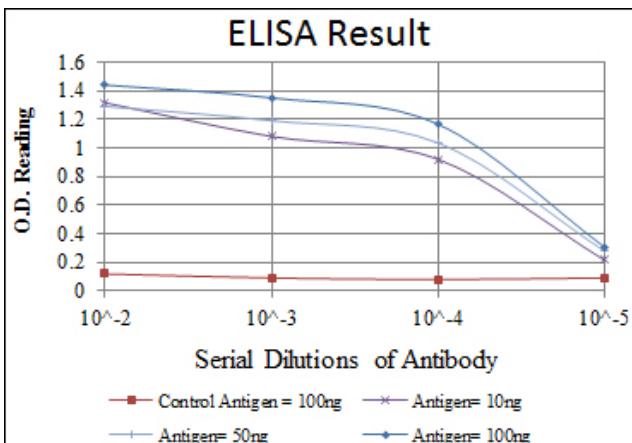
Western Blot analysis using NFκB-p105/p50 Monoclonal Antibody against K562 (1), Jurkat (2), A431 (3), HeLa (4), THP-1 (5) and MCF-7 (6) cell lysate.



Immunohistochemistry analysis of paraffin-embedded prostate tissues (left) and bladder cancer tissues (right) with DAB staining using NFκB-p105/p50 Monoclonal Antibody.



Flow cytometric analysis of MCF-7 cells using NFκB-p105/p50 Monoclonal Antibody (green) and negative control (purple).



Nanjing BYabscience technology Co.,Ltd



Nanjing BYabscience technology Co.,Ltd

网址: www.njbybio.com

官方热线: 025-5229-8998

监督电话: 15950492658