



GATA-1 Monoclonal Antibody

Catalog No	BYab-00984
Isotype	IgG
Reactivity	Human
Applications	WB;IHC;IF;ELISA
Gene Name	GATA1
Protein Name	Erythroid transcription factor
Immunogen	Purified recombinant fragment of human GATA-1 expressed in E. Coli.
Specificity	GATA-1 Monoclonal Antibody detects endogenous levels of GATA-1 protein.
Formulation	Ascitic fluid containing 0.03% sodium azide,0.5% BSA, 50%glycerol.
Source	Monoclonal, Mouse
Purification	Affinity purification
Dilution	Western Blot: 1/500 - 1/2000. Immunohistochemistry: 1/200 - 1/1000. Immunofluorescence: 1/200 - 1/1000. ELISA: 1/10000. Not yet tested in other applications.
Concentration	1 mg/ml
Purity	≥90%
Storage Stability	-20°C/1 year
Synonyms	GATA1; ERYF1; GF1; Erythroid transcription factor; Eryf1; GATA-binding factor 1; GATA-1; GF-1; NF-E1 DNA-binding protein
Observed Band	
Cell Pathway	Nucleus.
Tissue Specificity	Erythrocytes.
Function	disease:Defects in GATA1 are the cause of X-linked dyserythropoietic anemia and thrombocytopenia (XDAT) [MIM:300367]. XDAT is a disorder characterized by erythrocytes with abnormal size and shape, and paucity of platelets in peripheral blood. The bone marrow contains abundant and abnormally small megakaryocytes.,disease:Defects in GATA1 are the cause of X-linked thrombocytopenia with beta-thalassemia (XLTT) [MIM:314050]; also called thrombocytopenia, platelet dysfunction, hemolysis, and imbalanced globin synthesis. The disease consists of an unusual form of thrombocytopenia with beta-thalassemia. Patients have splenomegaly and petechiae, moderate thrombocytopenia, prolonged bleeding time due to platelet dysfunction, reticulocytosis and unbalanced (hemo)globin chain synthesis resembling that of

Nanjing BYabscience technology Co.,Ltd



beta-thalassemia minor.,domain:The two fingers are functionally distinct and cooperate to achie

Background

This gene encodes a protein which belongs to the GATA family of transcription factors. The protein plays an important role in erythroid development by regulating the switch of fetal hemoglobin to adult hemoglobin. Mutations in this gene have been associated with X-linked dyserythropoietic anemia and thrombocytopenia. [provided by RefSeq, Jul 2008],

matters needing attention

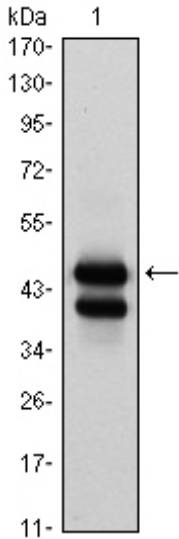
Avoid repeated freezing and thawing!

Usage suggestions

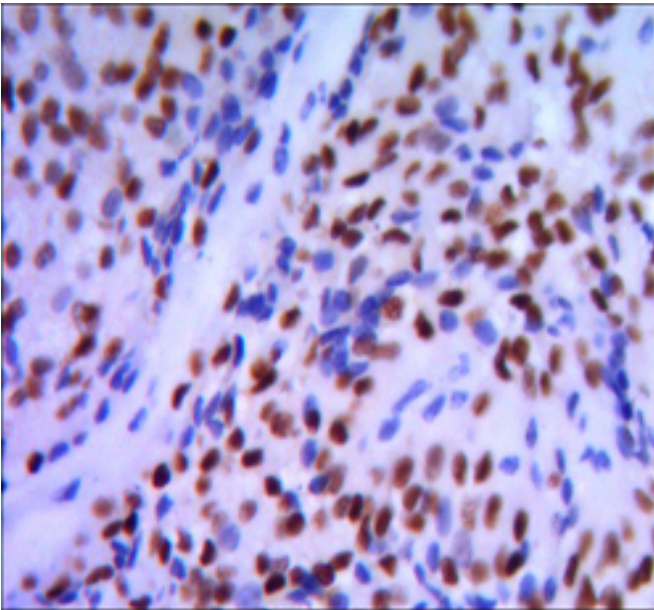
This product can be used in immunological reaction related experiments. For more information, please consult technical personnel.



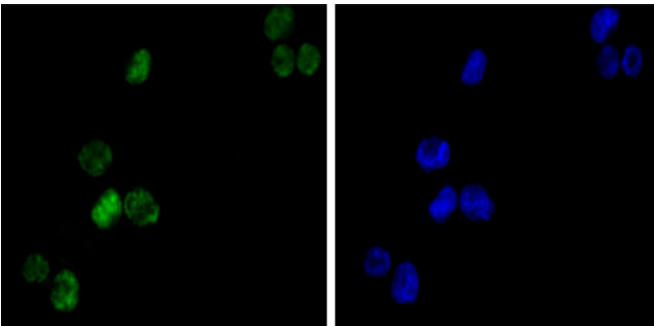
Products Images



Western Blot analysis using GATA-1 Monoclonal Antibody against K562 (1) cell lysate.



Immunohistochemistry analysis of paraffin-embedded pancreatic cancer, with DAB staining using GATA-1 Monoclonal Antibody.



Immunofluorescence analysis of K562(left) cells using GATA-1 Monoclonal Antibody (green). Blue: DRAQ5 fluorescent DNA dye.

Nanjing BYabscience technology Co.,Ltd