



# ABCD4 Polyclonal Antibody

<b>Catalog No</b>	BYab-00656
<b>Isotype</b>	IgG
<b>Reactivity</b>	Human;Mouse
<b>Applications</b>	WB;IHC;IF;ELISA
<b>Gene Name</b>	ABCD4
<b>Protein Name</b>	ATP-binding cassette sub-family D member 4
<b>Immunogen</b>	The antiserum was produced against synthesized peptide derived from human ABCD4. AA range:111-160
<b>Specificity</b>	ABCD4 Polyclonal Antibody detects endogenous levels of ABCD4 protein.
<b>Formulation</b>	Liquid in PBS containing 50% glycerol, 0.5% BSA and 0.02% sodium azide.
<b>Source</b>	Polyclonal, Rabbit,IgG
<b>Purification</b>	The antibody was affinity-purified from rabbit antiserum by affinity-chromatography using epitope-specific immunogen.
<b>Dilution</b>	WB: 1/500 - 1/2000. IHC: 1/100 - 1/300. ELISA: 1/10000.. IF 1:50-200
<b>Concentration</b>	1 mg/ml
<b>Purity</b>	≥90%
<b>Storage Stability</b>	-20°C/1 year
<b>Synonyms</b>	ABCD4; PXMP1L; ATP-binding cassette sub-family D member 4; PMP70-related protein; P70R; Peroxisomal membrane protein 1-like; PXMP1-L; Peroxisomal membrane protein 69; PMP69
<b>Observed Band</b>	70kD
<b>Cell Pathway</b>	Endoplasmic reticulum membrane ; Multi-pass membrane protein . Lysosome membrane ; Multi-pass membrane protein . Targeted by LMBRD1 lysosomal chaperone to the lysosomal membrane. .
<b>Tissue Specificity</b>	Ubiquitous.
<b>Function</b>	similarity:Belongs to the ABC transporter family. ALD subfamily.,similarity:Contains 1 ABC transmembrane type-1 domain.,similarity:Contains 1 ABC transporter domain.,subunit:Homodimer or heterodimer .,tissue specificity:Ubiquitous.,
<b>Background</b>	The protein encoded by this gene is a member of the superfamily of ATP-binding cassette (ABC) transporters. ABC proteins transport various molecules across extra- and intra-cellular membranes. ABC genes are divided into seven distinct

Nanjing BYabscience technology Co.,Ltd



subfamilies (ABC1, MDR/TAP, MRP, ALD, OABP, GCN20, White). This protein is a member of the ALD subfamily, which is involved in peroxisomal import of fatty acids and/or fatty acyl-CoAs in the organelle. All known peroxisomal ABC transporters are half transporters which require a partner half transporter molecule to form a functional homodimeric or heterodimeric transporter. The function of this peroxisomal membrane protein is unknown. However, it is speculated that it may function as a heterodimer for another peroxisomal ABC transporter and, therefore, may modify the adrenoleukodystrophy phenotype. It may also play a role in the process of peroxi

**matters needing attention**

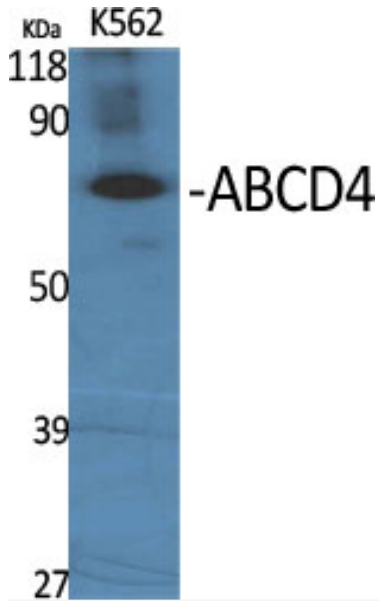
Avoid repeated freezing and thawing!

**Usage suggestions**

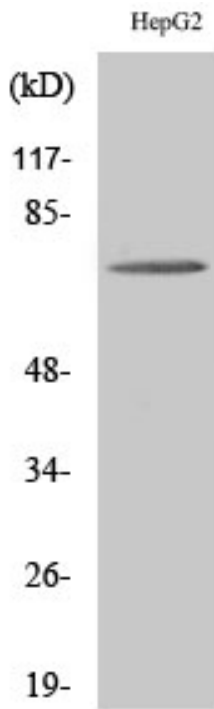
This product can be used in immunological reaction related experiments. For more information, please consult technical personnel.



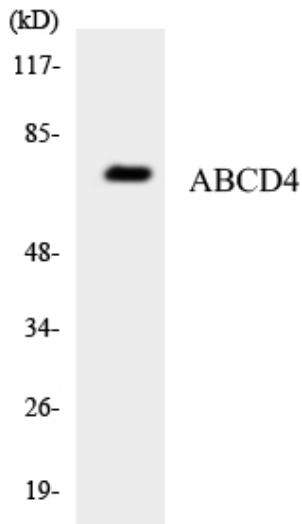
## Products Images



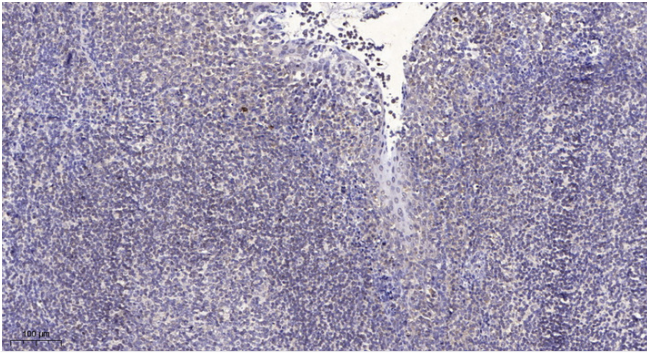
Western Blot analysis of various cells using ABCD4 Polyclonal Antibody diluted at 1:500



Western Blot analysis of HepG2 cells using ABCD4 Polyclonal Antibody diluted at 1:500



Western blot analysis of the lysates from HeLa cells using ABCD4 antibody.



Immunohistochemical analysis of paraffin-embedded human tonsil. 1, Antibody was diluted at 1:200(4° overnight). 2, Tris-EDTA,pH9.0 was used for antigen retrieval. 3,Secondary antibody was diluted at 1:200(room temperature, 30min).